



MARKYT Community Scorecard ©

Prepared for: Shire of Dandaragan

Prepared by: CATALYSE® Pty Ltd ©

November 2018

© Copyright CATALYSE® Pty Ltd 2018



Envision 2029
Shire Of Dandaragan

MARKYT 

Contents

Strategic Insights	3
The study	11
Overall performance	15
Familiarity with local services and facilities	21
Leadership and communication	23
Economic development	32
Community development	36
Built environment	47
Natural environment	55
Overview of community variances	61
Community priorities	64

Strategic Insights

The Shire of Dandaragan's overall performance is on par with other councils, based on the views of 267 residents.

- As a **place to live**, the performance index score is **77 out of 100**, on par with the MARKYT® Industry Standard.
- As a **governing organisation**, the performance index score is 57; **1 index point above** the MARKYT® Industry Standard.

Relative to other councils, the Shire is performing **on par or above average in 9 out of 32 measures**. The highest performing areas are waste collection services, library and information services, and playgrounds, parks and reserves.

It is recommended that the Shire creates and promotes a **clear, shared and inspiring vision** for the future. The Shire is 9% points behind the industry average. Moving forward, the community would like the Shire to focus on the following priorities:

1. **Economic and tourism development** including attracting new industries and businesses, developing the area for tourism, and boosting job opportunities with a particular focus on improving youth education and employment.
2. **Local roads and streetscapes** including building a bypass to reduce traffic in the Jurien Bay town centre, ensuring road works deliver lasting results, managing speeds along Indian Ocean Drive at turn off points to the Shire, and improving streetscapes.
3. **How the coastal area is being planned, developed and managed**. Residents would like improved coastal protection and conservation while at the same time to see development along the foreshore to activate the area for locals and tourists.
4. **Sport and recreation** including an improved youth centre, leisure centre with pool, and more festivals and events.
5. **Playgrounds, parks and reserves**. While this area is a higher performing area, families place great value on these facilities and would to see expansion, improvement and better maintenance.



It is recommended that the Shire focuses on better understanding and meeting the needs of people with a **disability** and **youth**.



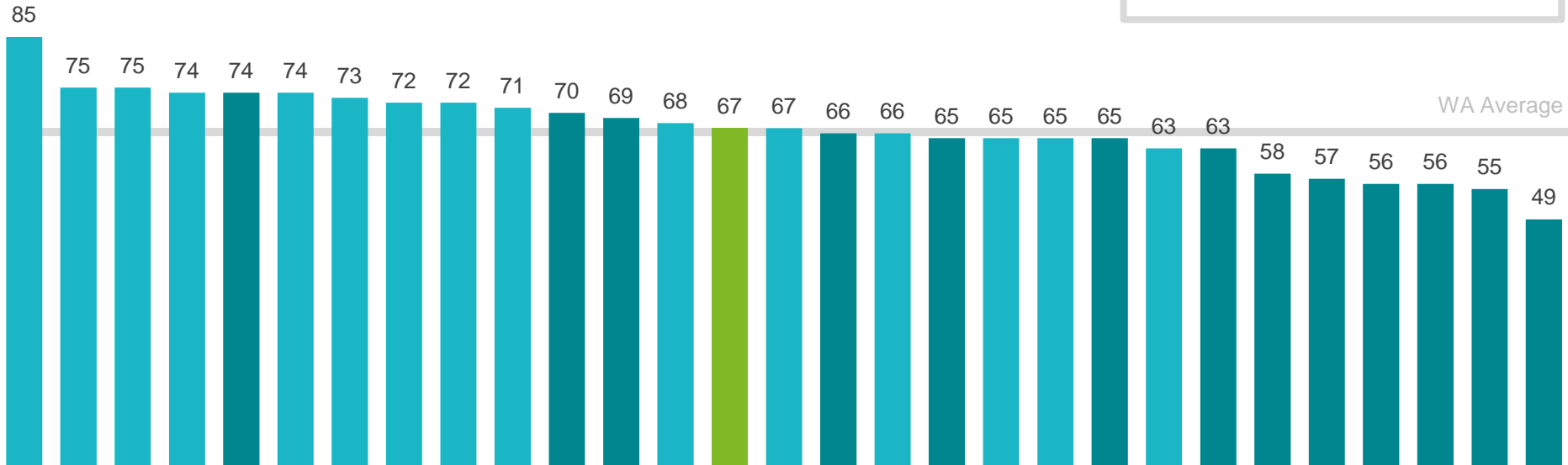
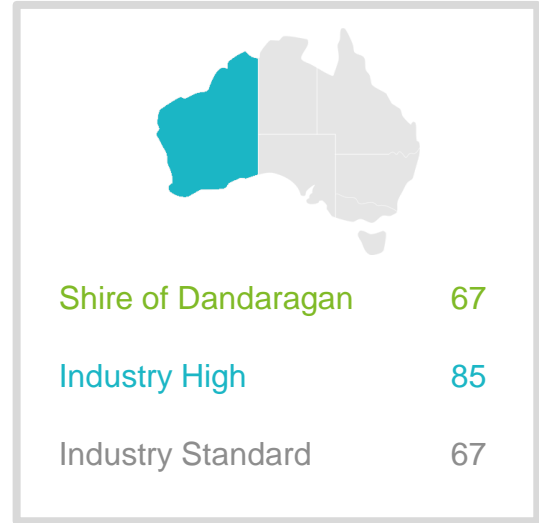
Overall Performance | industry comparisons

The 'Overall Performance Index Score' is a combined measure of the Shire of Dandaragan as a 'place to live' and as a 'governing organisation'. The Shire of Dandaragan's overall performance index score is 67 out of 100, on par with the industry standard for Western Australia.

Overall Performance Index Score

average of 'place to live' and 'governing organisation'

- Shire of Dandaragan
- Metropolitan Councils
- Regional Councils



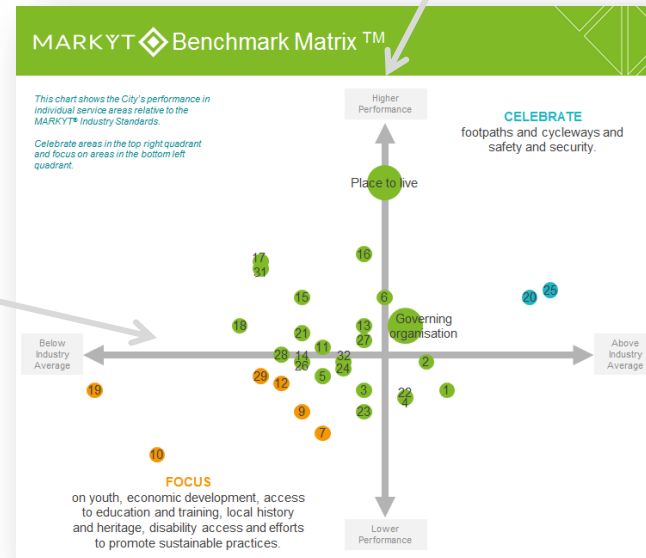
How to read the MARKYT Benchmark Matrix TM

The MARKYT[®] Benchmark Matrix TM (shown in detail overleaf) illustrates how the community rates performance on individual measures, compared to how other councils are being rated by their communities.

There are two dimensions. The vertical axis maps community perceptions of performance for individual measures relative to the average score for all measures. The horizontal axis maps performance relative to the MARKYT[®] Industry Standards.

Councils aim to be on the right side of this line, with performance ABOVE the MARKYT[®] Industry Standard.

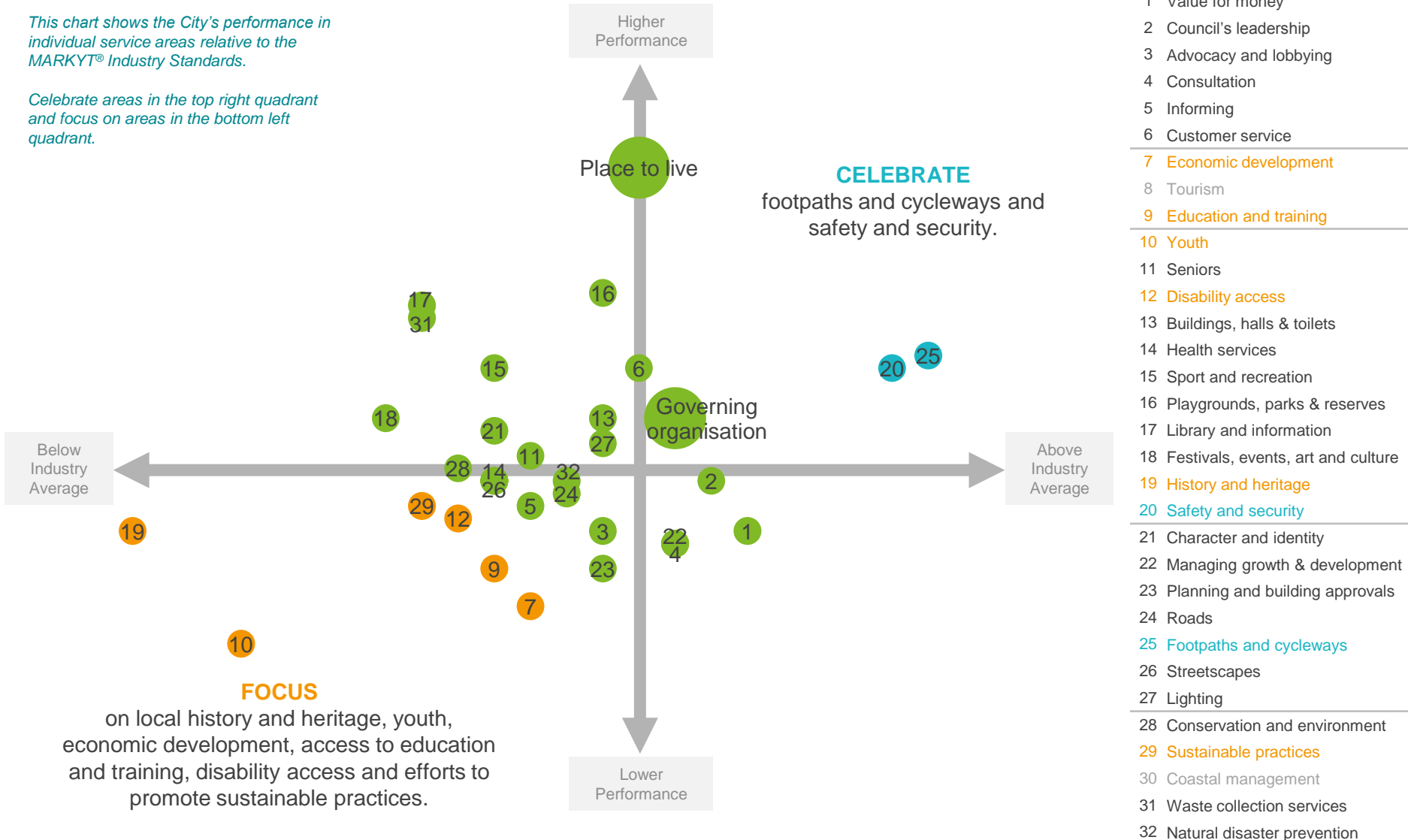
This line represents Council's average performance for all individual measure. As it represents the average, around half of the service areas will be placed above the line, and around half will be positioned below the line.



MARKYT Benchmark Matrix™

This chart shows the City's performance in individual service areas relative to the MARKYT® Industry Standards.

Celebrate areas in the top right quadrant and focus on areas in the bottom left quadrant.



- 1 Value for money
- 2 Council's leadership
- 3 Advocacy and lobbying
- 4 Consultation
- 5 Informing
- 6 Customer service
- 7 Economic development
- 8 Tourism
- 9 Education and training
- 10 Youth
- 11 Seniors
- 12 Disability access
- 13 Buildings, halls & toilets
- 14 Health services
- 15 Sport and recreation
- 16 Playgrounds, parks & reserves
- 17 Library and information
- 18 Festivals, events, art and culture
- 19 History and heritage
- 20 Safety and security
- 21 Character and identity
- 22 Managing growth & development
- 23 Planning and building approvals
- 24 Roads
- 25 Footpaths and cycleways
- 26 Streetscapes
- 27 Lighting
- 28 Conservation and environment
- 29 Sustainable practices
- 30 Coastal management
- 31 Waste collection services
- 32 Natural disaster prevention

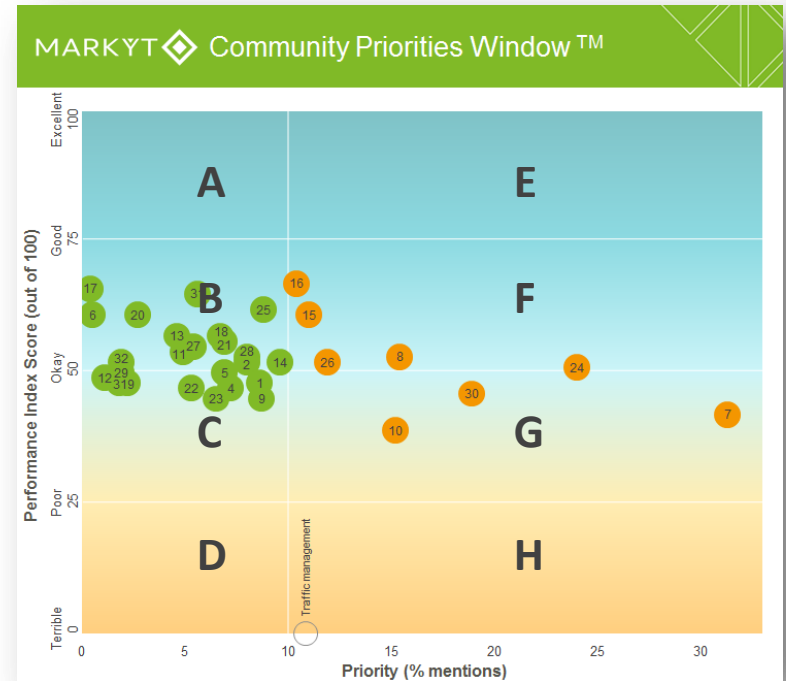
Q. How would you rate performance in the following areas? Base: All respondents, excludes unsure and no response. Service areas are included when MARKYT® Industry Standards are available.

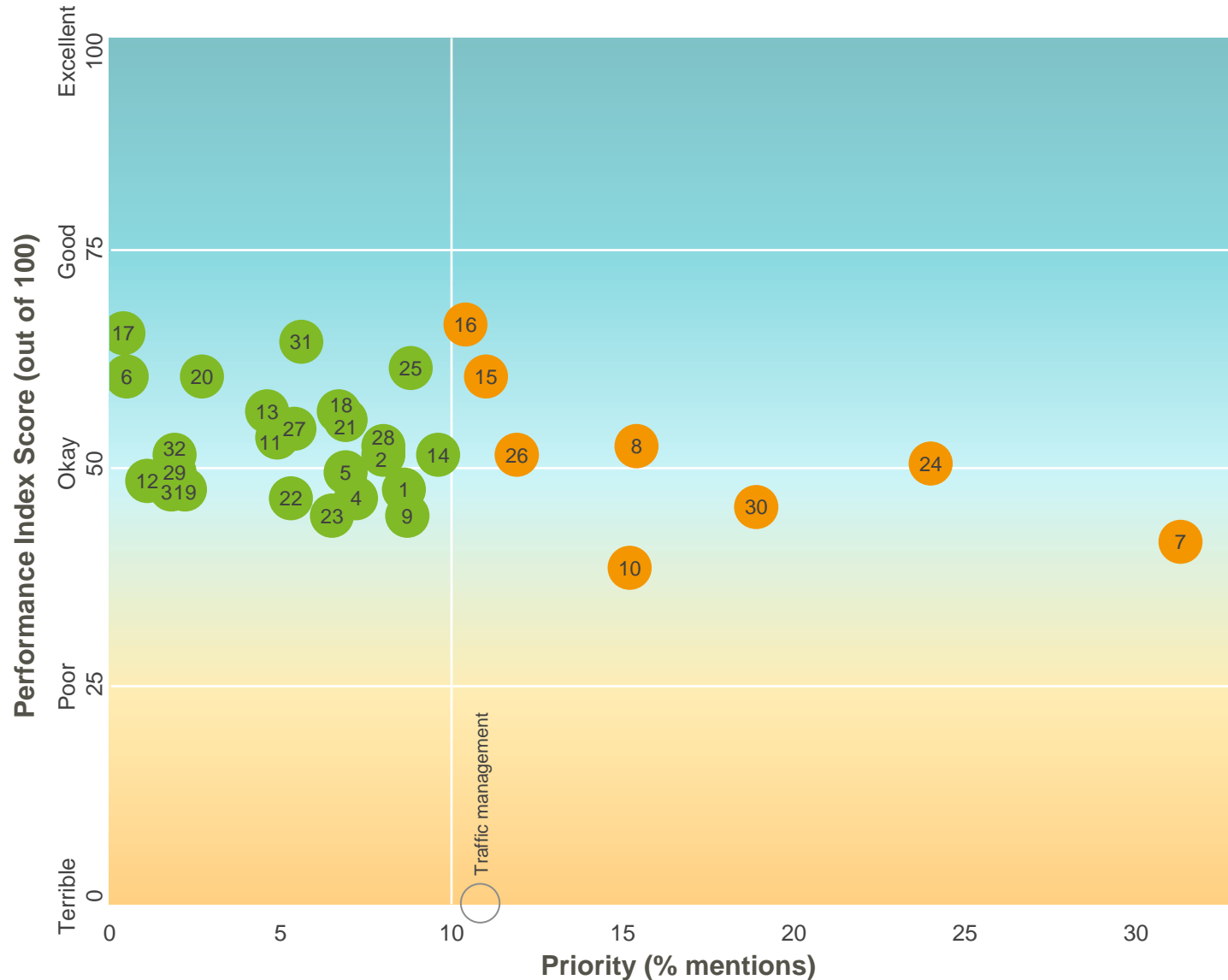
In the Shire of Dandaragan's Community Priorities Window, detailed overleaf, most services are located in window B. These areas receive average ratings between okay and good.

Stronger performing areas include library and information services, waste collection services and playgrounds, parks and reserves.

Moving forward, the community would like Council to prioritise economic development, local roads, coastal management, youth services and facilities and tourism promotion (windows F + G).

Secondary priorities include streetscapes, sport and recreation facilities and traffic management.





- 1 Value for money
- 2 Council's leadership
- 3 Advocacy and lobbying
- 4 Consultation
- 5 Informing
- 6 Customer service
- 7 Economic development
- 8 Tourism
- 9 Education and training
- 10 Youth
- 11 Seniors
- 12 Disability access
- 13 Buildings, halls & toilets
- 14 Health services
- 15 Sport and recreation
- 16 Playgrounds, parks & reserves
- 17 Library and information
- 18 Festivals, events, art and culture
- 19 History and heritage
- 20 Safety and security
- 21 Character and identity
- 22 Managing growth & development
- 23 Planning and building approvals
- 24 Roads
- 25 Footpaths and cycleways
- 26 Streetscapes
- 27 Lighting
- 28 Conservation and environment
- 29 Sustainable practices
- 30 Coastal management
- 31 Waste collection services
- 32 Natural disaster prevention

Q. How would you rate performance in the following areas? Base: All respondents, excludes unsure and no response. (n = varies)

Q. Which areas would you most like the Shire of Dandaragan to focus on improving?

Base: All respondents, excludes no response (n = 267)

Copyright CATALYSE® Pty Ltd. © 2018

○ Priority score only. Performance not measured.

The Study

The Study

In October, the Shire of Dandaragan administered a MARKYT® Community Scorecard to evaluate community priorities and measure Council's performance against key indicators in the Strategic Community Plan.

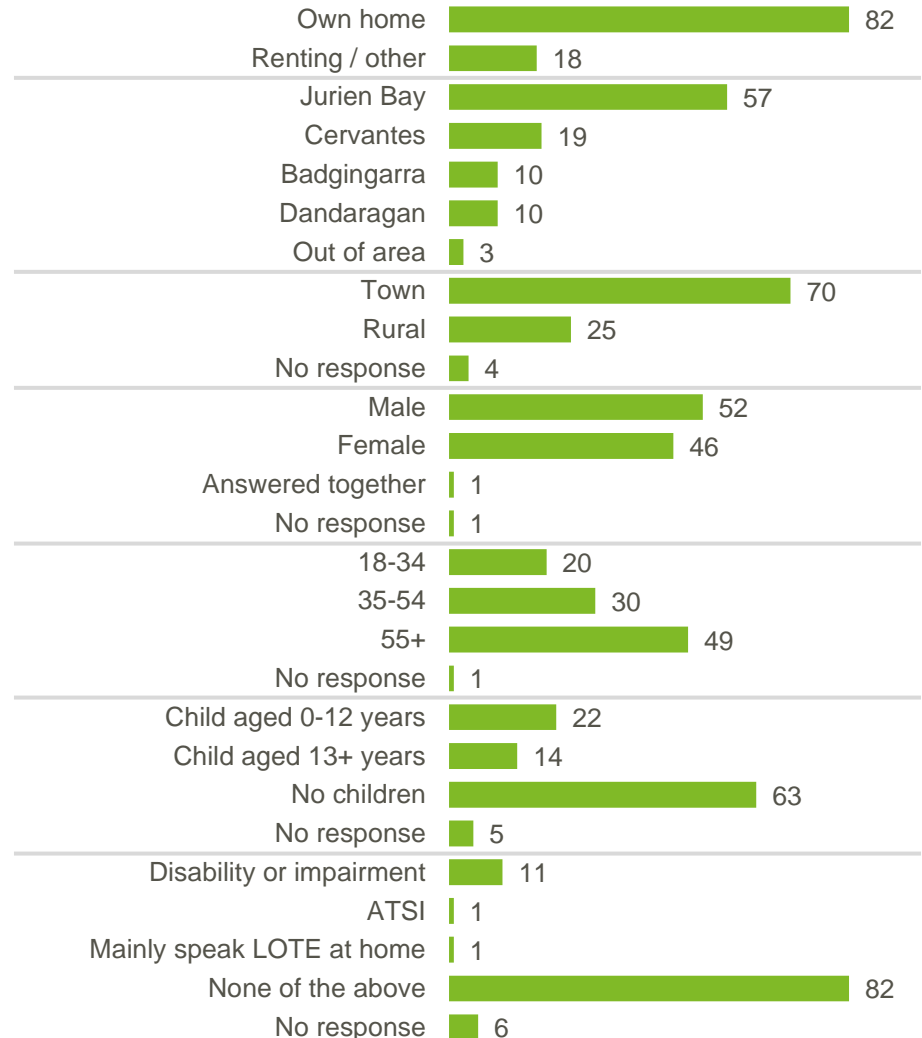
Scorecard invitations were mailed by the Shire to all households and emailed to all contacts in the Shire's community databases. The survey was also supported with promotions through the Shire's communication channels, including the website, newsletters and social media.

In total, **267 residents** submitted a response reducing the sampling error to $\pm 5.7\%$ at the 95% confidence interval.

The final dataset was weighted by age and gender to match the ABS Census population profile.

Data has been analysed using SPSS. Where sub-totals add to $\pm 1\%$ of the parts, this is due to rounding errors to zero decimal places.

% of respondents (weighted)



CATALYSE® has conducted MARKYT® Community Scorecards and Community Perceptions Surveys for more than 40 councils across WA. When three or more councils have asked a comparable question, we publish the high score to enable participating councils to recognise and learn from the industry leaders. In this report, the 'high score' is calculated from **WA councils** that have completed an accredited study with CATALYSE® **within the past two years**. Participating councils are listed below.

Metropolitan

Regional



How to read this report

Performance Ratings

The chart shows community perceptions of performance on a five point scale from excellent to terrible.

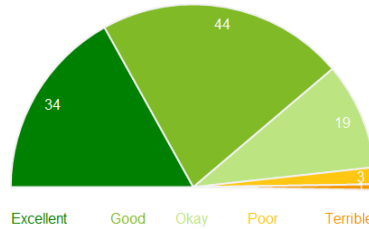
The **Performance Index Score** is a score out of 100 using the following formula:

$$\frac{(\text{average score} - 1)}{4} \times 100$$

In effect, the Performance Index Score converts the average rating into a zero-based score out of 100.

Score	Average Rating
100	Excellent
75	Good
50	Okay
25	Poor
0	Terrible

Performance ratings
% of respondents



MARKYT Industry Standards
Performance Index Score



Shire of Dandaragan	77
Industry High	95
Industry Standard	77

Variations across the community
Performance Index Score

Total	Home owner	Renting/other	Male	Female	No children	Have child 0-12	Have child 13+	14-34 years	35-54 years	55+ years	Disability	Town	Rural	Julien Bay	Cervantes	Badgingarra	Dandaragan
77	77	77	76	78	77	74	77	76	75	79	69	76	80	75	76	79	85

Variance across the community shows how results vary across the community based on the Performance Index Score

MARKYT® Industry Standards show how Council is performing compared to other councils across Western Australia.

Council Score is the Council's performance index score.

Industry High is the highest score achieved by councils in WA that have completed a comparable study with CATALYSE® over the past two years.

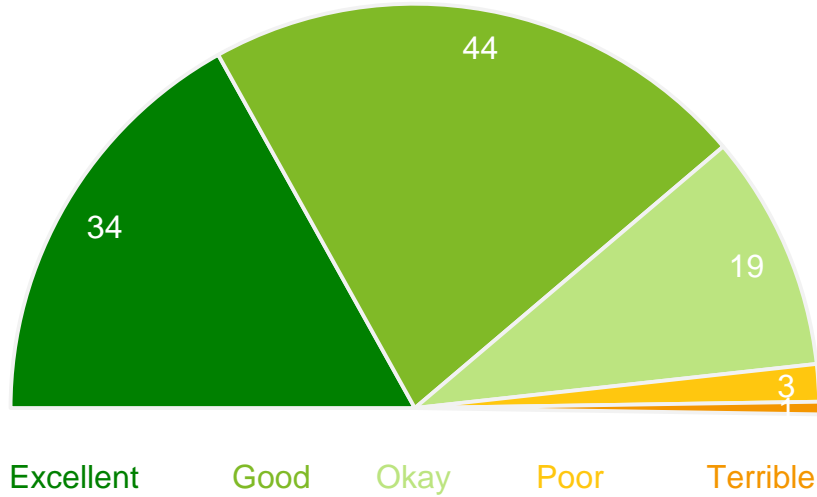
Industry Standard is the average score among WA councils that have completed a comparable study with CATALYSE® over the past two years.

Overall Performance

The Shire of Dandaragan as a place to live

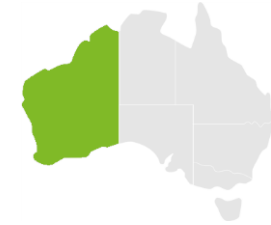
Performance ratings

% of respondents



MARKYT Industry Standards

Performance Index Score



Shire of Dandaragan	77
Industry High	95
Industry Standard	77

Variations across the community

Performance Index Score

Total	Home owner	Renting/other	Male	Female	No children	Have child 0-12	Have child 13+	14-34 years	35-54 years	55+ years	Disability	Town	Rural	Jurien Bay	Cervantes	Badgingarra	Dandaragan
77	77	77	76	78	77	74	77	76	75	79	69	76	80	75	76	79	85

Q. How would you rate performance in the following areas?

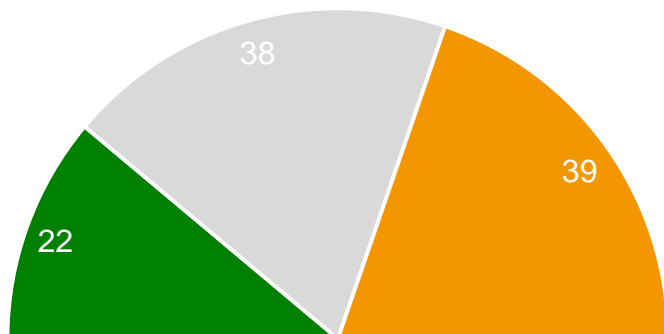
Base: All respondents, excludes 'unsure' and 'no response' (n = 265).

Community Advocacy

Likelihood of recommending the Shire of Dandaragan as a place to live

Community Advocacy

% of respondents



Promoters (9-10) Passives (7-8) Detractors (0-6)

Net Promoter Score

Promoters

less

Detractors

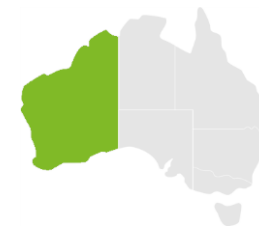
equals

NPS
-17

NPS can range from
-100 to +100

MARKYT Industry Standards

Net Promoter Score



Shire of Dandaragan -17

Industry High 68

Industry Standard -2

Variations across the community

Net Promoter Score

Total	Home owner	Renting/other	Male	Female	No children	Have child 0-12	Have child 13+	14-34 years	35-54 years	55+ years	Disability	Town	Rural	Jurien Bay	Cervantes	Badgingarra	Dandaragan
-17	-15	-29	-20	-12	-13	-30	-30	-37	-22	-4	-38	-18	-12	-20	-9	-21	-2

Q. How likely are you to recommend the Shire of Dandaragan as a place to live?

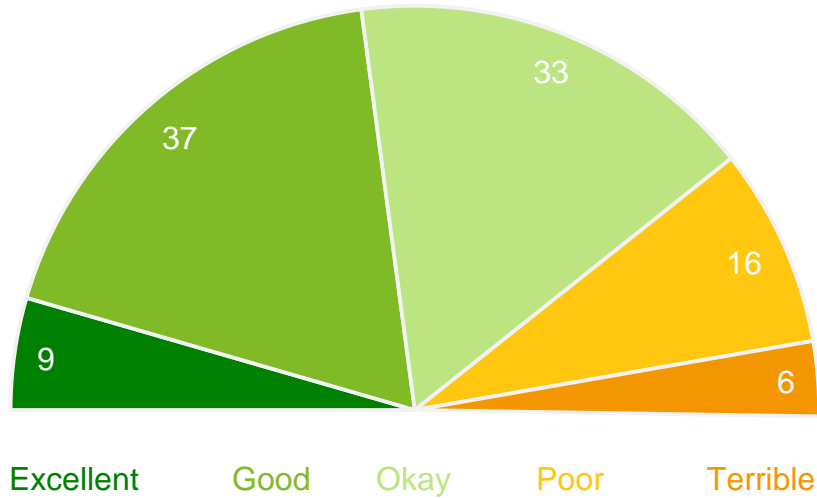
Please give a rating out of 10, where 0 is not at all likely and 10 is extremely likely.

Base: All respondents, excludes 'unsure' and 'no response' (n = 253).

The Shire of Dandaragan as the organisation that governs the local area

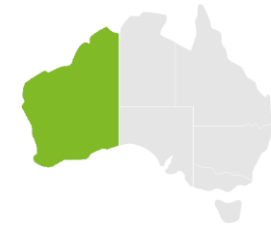
Performance ratings

% of respondents



MARKYT Industry Standards

Performance Index Score



Shire of Dandaragan	57
Industry High	74
Industry Standard	56

Variations across the community

Performance Index Score

Total	Home owner	Renting/other	Male	Female	No children	Have child 0-12	Have child 13+	14-34 years	35-54 years	55+ years	Disability	Town	Rural	Jurien Bay	Cervantes	Badgingarra	Dandaragan
57	57	53	54	60	57	56	54	54	57	58	45	56	57	54	57	56	66

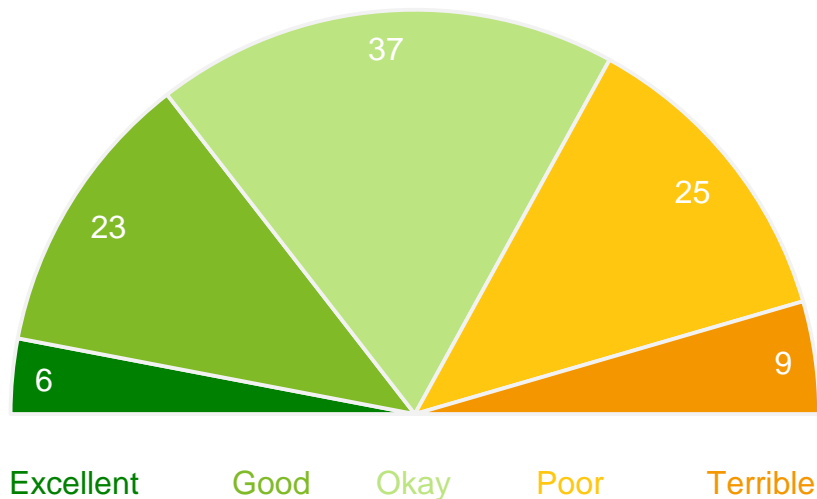
Q. How would you rate performance in the following areas?

Base: All respondents, excludes 'unsure' and 'no response' (n = 259).

Value for money from Council rates

Performance ratings

% of respondents



MARKYT Industry Standards

Performance Index Score



Shire of Dandaragan	48
Industry High	64
Industry Standard	45

Variations across the community

Performance Index Score

Total	Home owner	Renting/other	Male	Female	No children	Have child 0-12	Have child 13+	14-34 years	35-54 years	55+ years	Disability	Town	Rural	Jurien Bay	Cervantes	Badgingarra	Dandaragan
48	49	46	47	50	50	48	44	45	45	52	40	50	44	46	52	47	54

Q. How would you rate performance in the following areas?

Base: All respondents, excludes 'unsure' and 'no response' (n = 249).

Familiarity with local services and facilities

Familiarity with local services and facilities

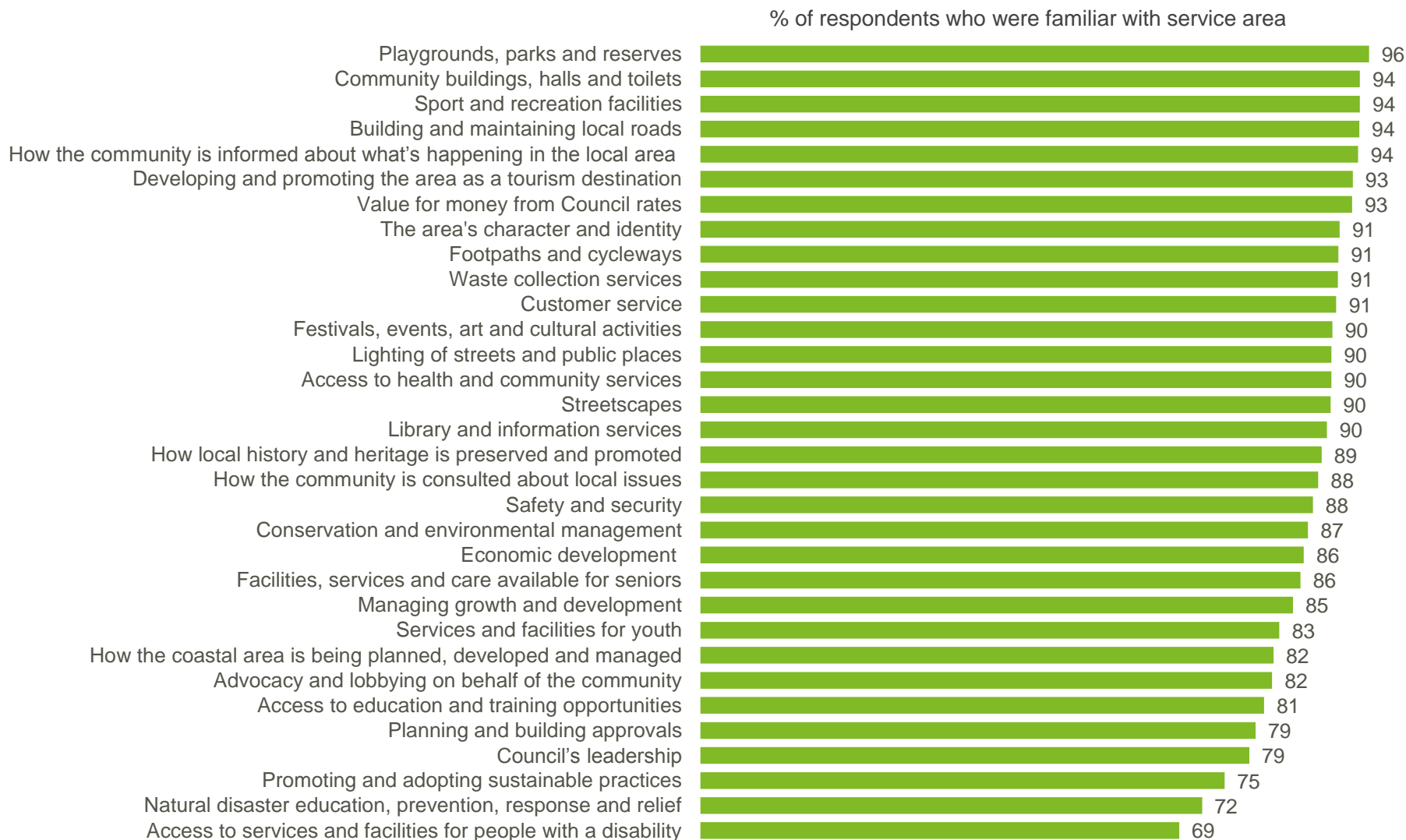


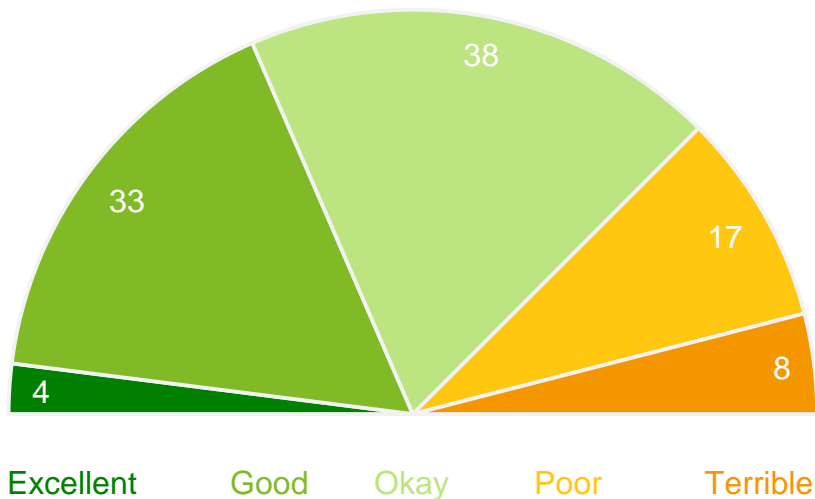
Chart shows proportion of respondents who were familiar enough with the service area to rate performance.

Leadership and Communication

Council's leadership

Performance ratings

% of respondents



MARKYT Industry Standards

Performance Index Score



Shire of Dandaragan	52
Industry High	67
Industry Standard	50

Variations across the community

Performance Index Score

Total	Home owner	Renting/other	Male	Female	No children	Have child 0-12	Have child 13+	14-34 years	35-54 years	55+ years	Disability	Town	Rural	Jurien Bay	Cervantes	Badgingarra	Dandaragan
52	52	53	48	57	52	52	57	57	50	52	35	52	52	48	56	64	58

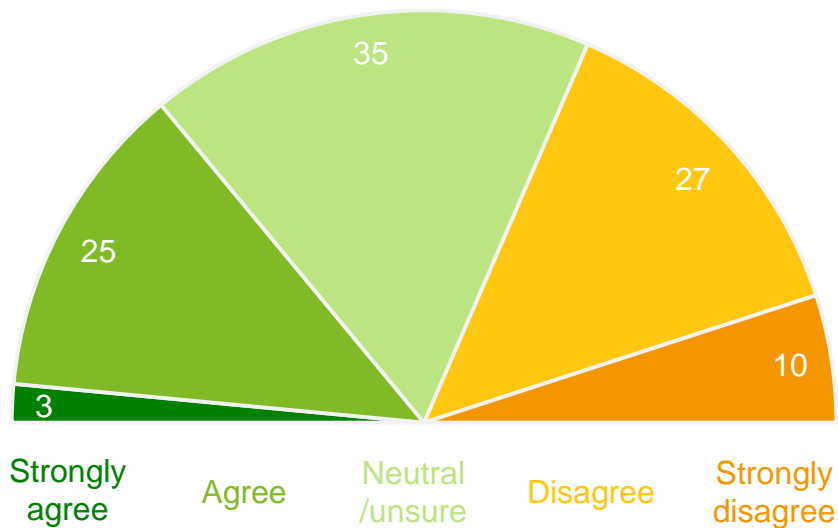
Q. How would you rate performance in the following areas?

Base: All respondents, excludes 'unsure' and 'no response' (n = 210).

The Shire has developed and communicated a clear vision for the area

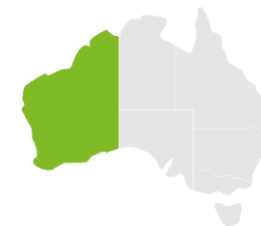
Level of agreement

% of respondents



MARKYT Industry Standards

% agree



Shire of Dandaragan	28
Industry High	61
Industry Standard	37

Variations across the community

% agree

Total	Home owner	Renting/other	Male	Female	No children	Have child 0-12	Have child 13+	14-34 years	35-54 years	55+ years	Disability	Town	Rural	Jurien Bay	Cervantes	Badgingarra	Dandaragan
28	28	27	25	32	30	21	24	24	25	32	22	31	22	26	35	35	24

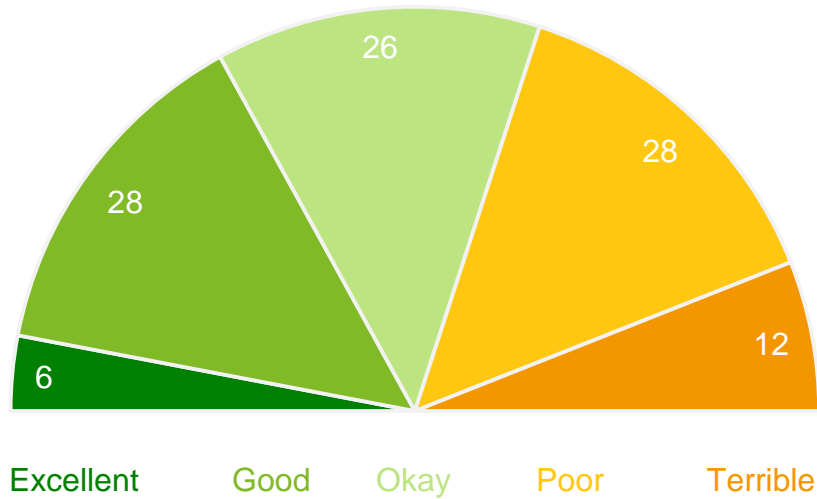
Q. How strongly do you agree or disagree with the following statements?

Base: All respondents, excludes 'no response' (n = 265).

How the community is consulted about local issues

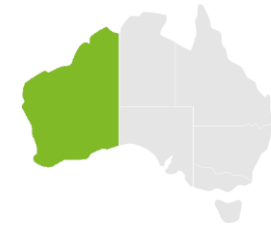
Performance ratings

% of respondents



MARKYT Industry Standards

Performance Index Score



Shire of Dandaragan	47
Industry High	63
Industry Standard	46

Variations across the community

Performance Index Score

Total	Home owner	Renting/other	Male	Female	No children	Have child 0-12	Have child 13+	14-34 years	35-54 years	55+ years	Disability	Town	Rural	Jurien Bay	Cervantes	Badgingarra	Dandaragan
47	48	42	43	52	49	41	45	45	45	48	37	46	48	44	47	52	54

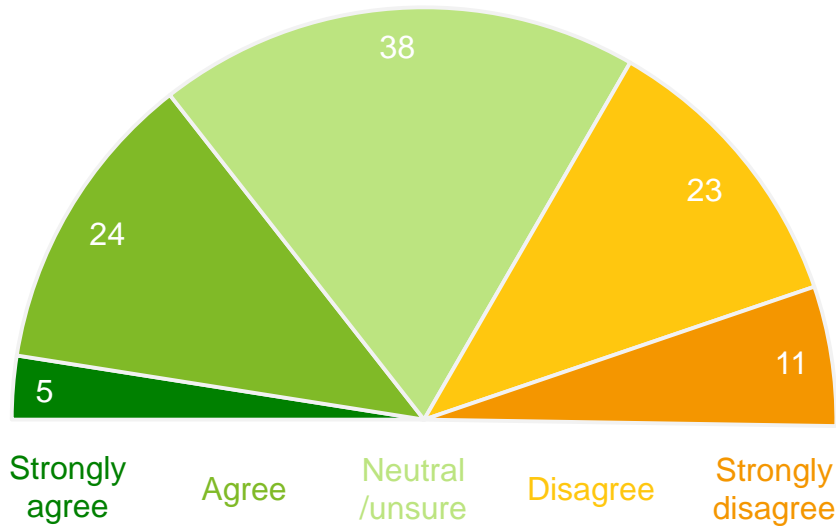
Q. How would you rate performance in the following areas?

Base: All respondents, excludes 'unsure' and 'no response' (n = 236).

Elected Members (the Councillors) have a good understanding of community needs

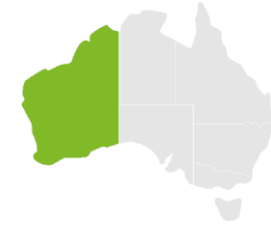
Level of agreement

% of respondents



MARKYT Industry Standards

% agree



Shire of Dandaragan	28
Industry High	50
Industry Standard	32

Variations across the community

% agree

Total	Home owner	Renting/other	Male	Female	No children	Have child 0-12	Have child 13+	14-34 years	35-54 years	55+ years	Disability	Town	Rural	Jurien Bay	Cervantes	Badgingarra	Dandaragan
28	28	29	27	30	32	21	27	22	32	29	22	28	31	25	33	42	29

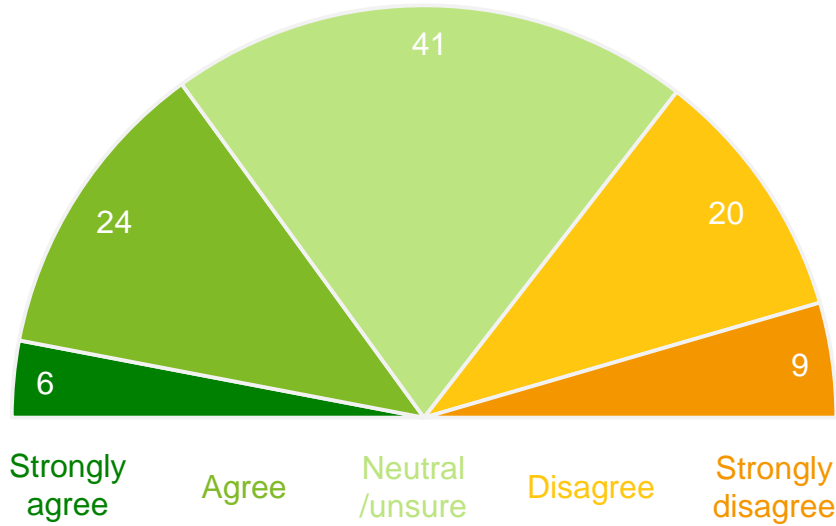
Q. How strongly do you agree or disagree with the following statements?

Base: All respondents, excludes 'no response' (n = 265).

Staff have a good understanding of community needs

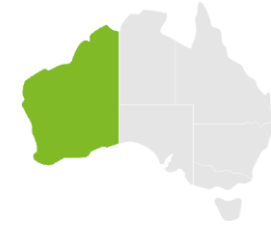
Level of agreement

% of respondents



MARKYT Industry Standards

% agree



Shire of Dandaragan	29
Industry High	53
Industry Standard	36

Variations across the community

% agree

Total	Home owner	Renting/other	Male	Female	No children	Have child 0-12	Have child 13+	14-34 years	35-54 years	55+ years	Disability	Town	Rural	Jurien Bay	Cervantes	Badgingarra	Dandaragan
29	31	23	30	29	34	18	29	9	38	32	25	31	24	26	34	32	35

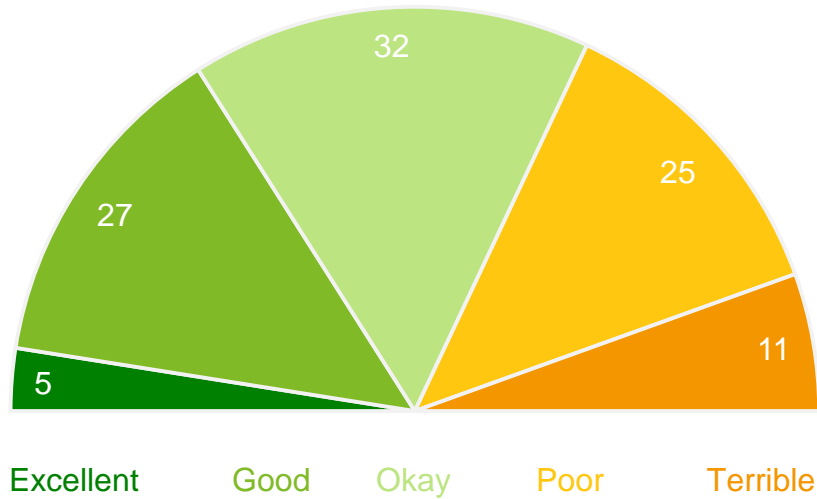
Q. How strongly do you agree or disagree with the following statements?

Base: All respondents, excludes 'no response' (n = 265).

Advocacy and lobbying on behalf of the community to influence decisions support local causes, etc

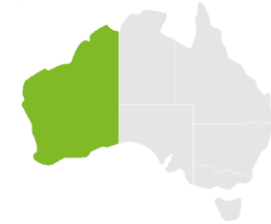
Performance ratings

% of respondents



MARKYT Industry Standards

Performance Index Score



Shire of Dandaragan	48
Industry High	68
Industry Standard	49

Variations across the community

Performance Index Score

Total	Home owner	Renting/other	Male	Female	No children	Have child 0-12	Have child 13+	14-34 years	35-54 years	55+ years	Disability	Town	Rural	Jurien Bay	Cervantes	Badgingarra	Dandaragan
48	49	44	45	51	48	44	49	45	46	50	32	46	50	44	53	55	50

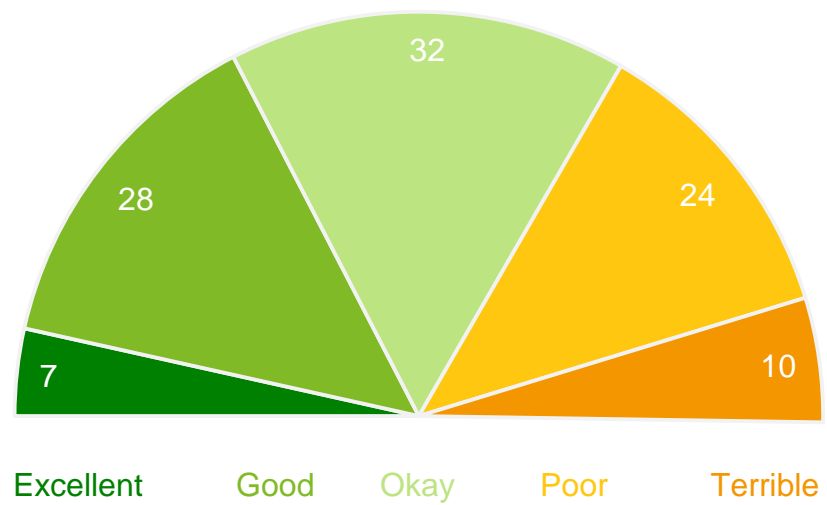
Q. How would you rate performance in the following areas?

Base: All respondents, excludes 'unsure' and 'no response' (n = 218).

How the community is informed about what's happening in the local area (including local issues, events, services and facilities)

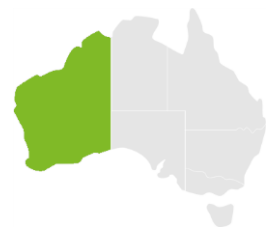
Performance ratings

% of respondents



MARKYT Industry Standards

Performance Index Score



Shire of Dandaragan	50
Industry High	66
Industry Standard	53

Variations across the community

Performance Index Score

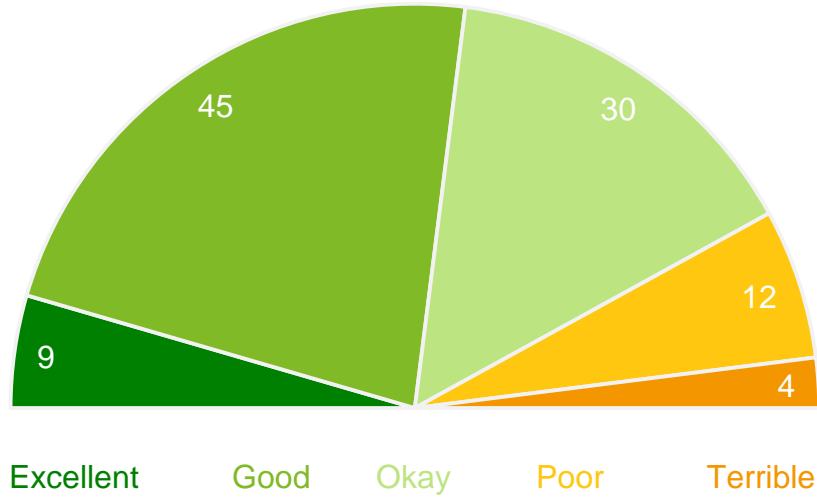
Total	Home owner	Renting/other	Male	Female	No children	Have child 0-12	Have child 13+	14-34 years	35-54 years	55+ years	Disability	Town	Rural	Jurien Bay	Cervantes	Badgingarra	Dandaragan
50	50	47	46	55	51	45	47	49	48	51	36	50	49	46	53	57	55

Q. How would you rate performance in the following areas?
 Base: All respondents, excludes 'unsure' and 'no response' (n = 251).

Customer service

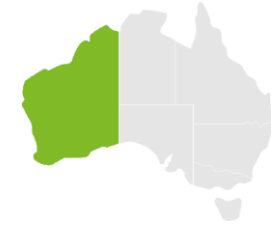
Performance ratings

% of respondents



MARKYT Industry Standards

Performance Index Score



Shire of Dandaragan	61
Industry High	79
Industry Standard	61

Variations across the community

Performance Index Score

Total	Home owner	Renting/other	Male	Female	No children	Have child 0-12	Have child 13+	14-34 years	35-54 years	55+ years	Disability	Town	Rural	Jurien Bay	Cervantes	Badgingarra	Dandaragan
61	62	55	57	67	60	63	61	60	64	60	51	61	59	59	61	62	65

Q. How would you rate performance in the following areas?

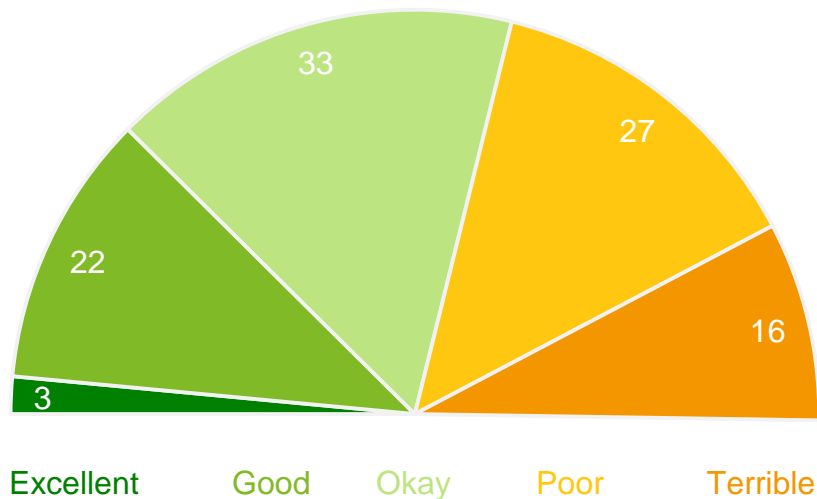
Base: All respondents, excludes 'unsure' and 'no response' (n = 243).

Economic Development

Economic development (what the Shire is doing to attract investors, attract and retain businesses and create more job opportunities)

Performance ratings

% of respondents



MARKYT Industry Standards

Performance Index Score



Shire of Dandaragan	42
Industry High	63
Industry Standard	45

Variations across the community

Performance Index Score

Total	Home owner	Renting/other	Male	Female	No children	Have child 0-12	Have child 13+	14-34 years	35-54 years	55+ years	Disability	Town	Rural	Jurien Bay	Cervantes	Badgingarra	Dandaragan
42	42	42	41	44	44	36	40	41	39	45	30	41	45	37	44	54	57

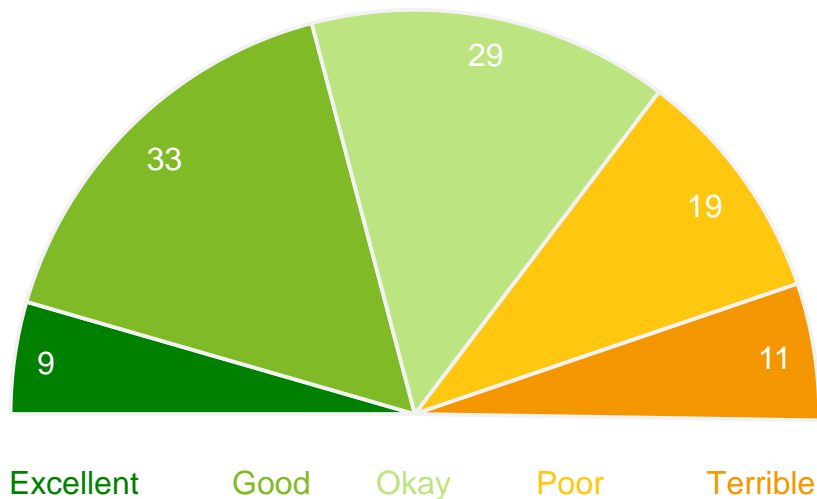
Q. How would you rate performance in the following areas?

Base: All respondents, excludes 'unsure' and 'no response' (n = 231).

Developing and promoting the area as a tourism destination

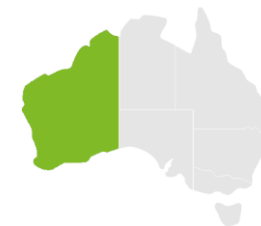
Performance ratings

% of respondents



MARKYT Industry Standards

Performance Index Score



Shire of Dandaragan	53
Industry High	NA
Industry Standard	NA

Variations across the community

Performance Index Score

Total	Home owner	Renting/other	Male	Female	No children	Have child 0-12	Have child 13+	14-34 years	35-54 years	55+ years	Disability	Town	Rural	Jurien Bay	Cervantes	Badgingarra	Dandaragan
53	52	55	49	59	54	47	47	61	46	54	38	52	54	48	57	66	58

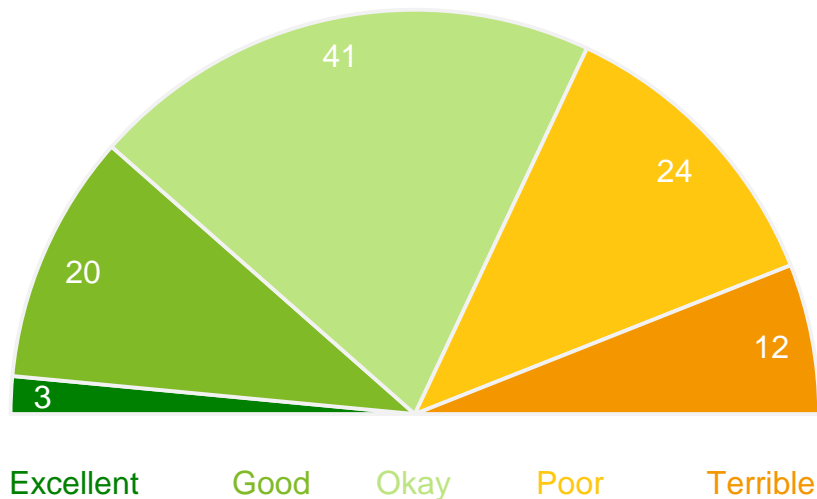
Q. How would you rate performance in the following areas?

Base: All respondents, excludes 'unsure' and 'no response' (n = 249).

Access to education and training opportunities

Performance ratings

% of respondents



MARKYT Industry Standards

Performance Index Score



Shire of Dandaragan	45
Industry High	63
Industry Standard	49

Variations across the community

Performance Index Score

Total	Home owner	Renting/other	Male	Female	No children	Have child 0-12	Have child 13+	14-34 years	35-54 years	55+ years	Disability	Town	Rural	Jurien Bay	Cervantes	Badgingarra	Dandaragan
45	45	44	45	45	49	35	41	52	36	48	35	43	49	42	44	50	55

Q. How would you rate performance in the following areas?

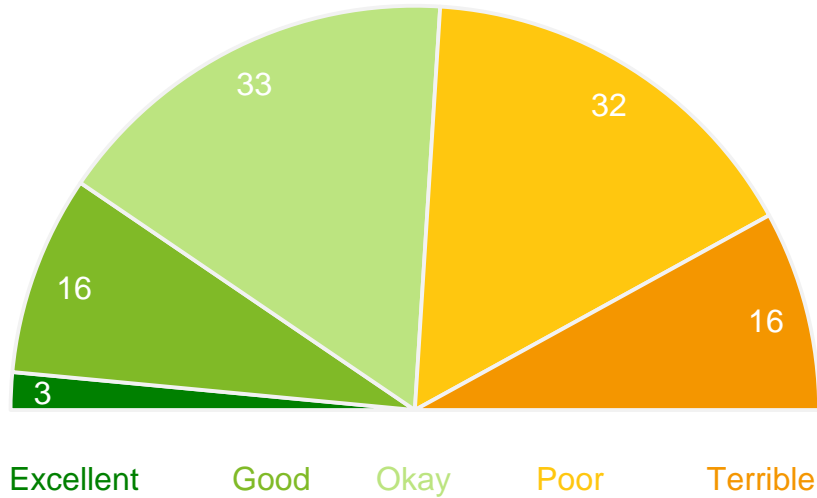
Base: All respondents, excludes 'unsure' and 'no response' (n = 215).

Community Development

Services and facilities for youth

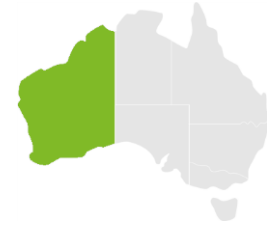
Performance ratings

% of respondents



MARKYT Industry Standards

Performance Index Score



Shire of Dandaragan	39
Industry High	70
Industry Standard	50

Variations across the community

Performance Index Score

Total	Home owner	Renting/other	Male	Female	No children	Have child 0-12	Have child 13+	14-34 years	35-54 years	55+ years	Disability	Town	Rural	Jurien Bay	Cervantes	Badgingarra	Dandaragan
39	40	36	38	41	44	27	33	38	32	45	31	38	43	35	43	47	50

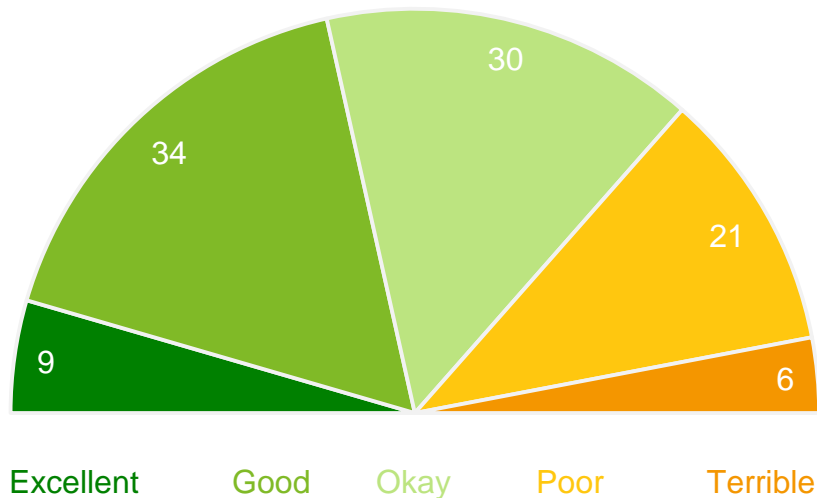
Q. How would you rate performance in the following areas?

Base: All respondents, excludes 'unsure' and 'no response' (n = 221).

Facilities, services and care available for seniors

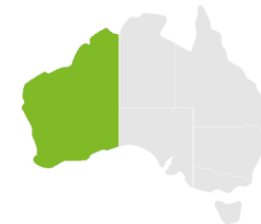
Performance ratings

% of respondents



MARKYT Industry Standards

Performance Index Score



Shire of Dandaragan	54
Industry High	67
Industry Standard	57

Variations across the community

Performance Index Score

Total	Home owner	Renting/other	Male	Female	No children	Have child 0-12	Have child 13+	14-34 years	35-54 years	55+ years	Disability	Town	Rural	Jurien Bay	Cervantes	Badgingarra	Dandaragan
54	55	52	53	57	56	53	49	58	51	55	41	54	55	55	51	56	53

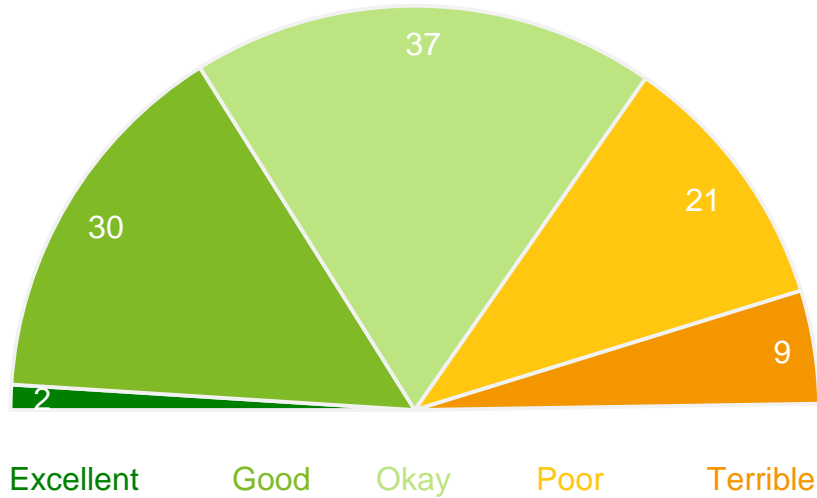
Q. How would you rate performance in the following areas?

Base: All respondents, excludes 'unsure' and 'no response' (n = 229).

Access to services and facilities for people with a disability

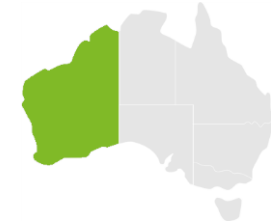
Performance ratings

% of respondents



MARKYT Industry Standards

Performance Index Score



Shire of Dandaragan	49
Industry High	66
Industry Standard	54

Variations across the community

Performance Index Score

Total	Home owner	Renting/other	Male	Female	No children	Have child 0-12	Have child 13+	14-34 years	35-54 years	55+ years	Disability	Town	Rural	Jurien Bay	Cervantes	Badgingarra	Dandaragan
49	49	51	51	47	50	51	44	57	44	48	26	50	45	46	53	53	55

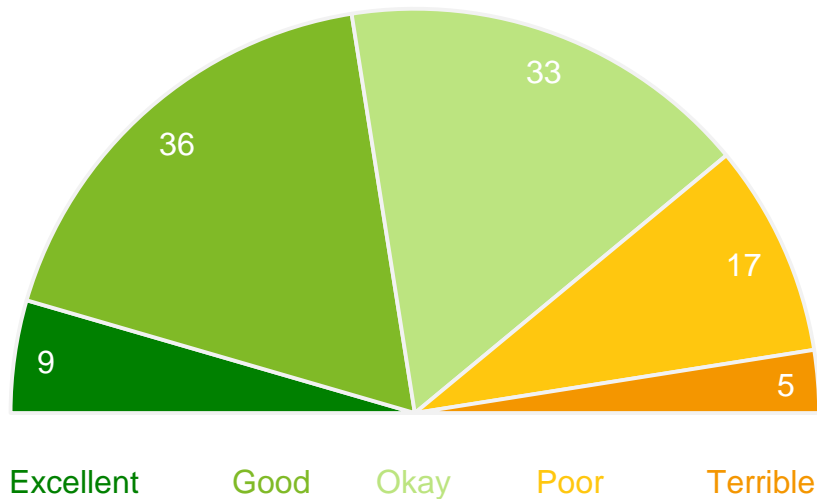
Q. How would you rate performance in the following areas?

Base: All respondents, excludes 'unsure' and 'no response' (n = 183).

Community buildings, halls and toilets

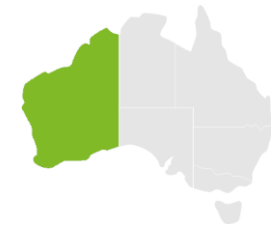
Performance ratings

% of respondents



MARKYT Industry Standards

Performance Index Score



Shire of Dandaragan	57
Industry High	77
Industry Standard	58

Variations across the community

Performance Index Score

Total	Home owner	Renting/other	Male	Female	No children	Have child 0-12	Have child 13+	14-34 years	35-54 years	55+ years	Disability	Town	Rural	Jurien Bay	Cervantes	Badgingarra	Dandaragan
57	58	53	58	57	59	52	54	57	54	59	39	55	64	52	56	71	72

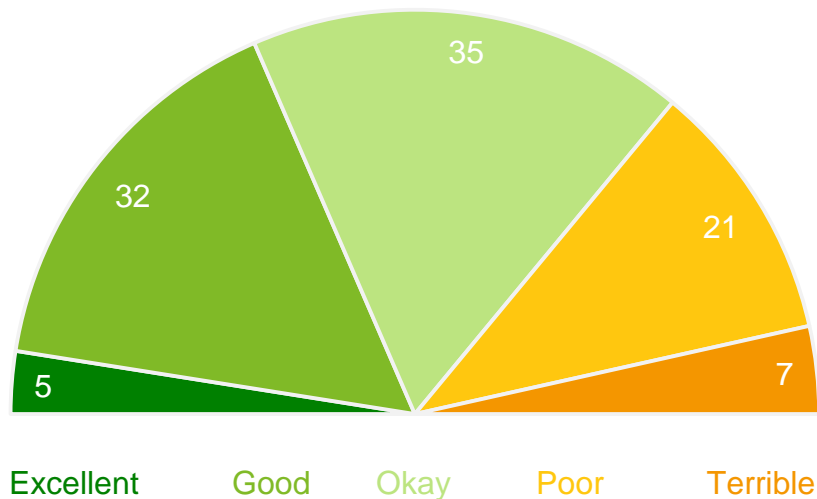
Q. How would you rate performance in the following areas?

Base: All respondents, excludes 'unsure' and 'no response' (n = 252).

Access to health and community services

Performance ratings

% of respondents



MARKYT Industry Standards

Performance Index Score



Shire of Dandaragan	52
Industry High	69
Industry Standard	56

Variations across the community

Performance Index Score

Total	Home owner	Renting/other	Male	Female	No children	Have child 0-12	Have child 13+	14-34 years	35-54 years	55+ years	Disability	Town	Rural	Jurien Bay	Cervantes	Badgingarra	Dandaragan
52	53	48	52	52	55	48	41	53	45	57	36	52	52	49	53	56	59

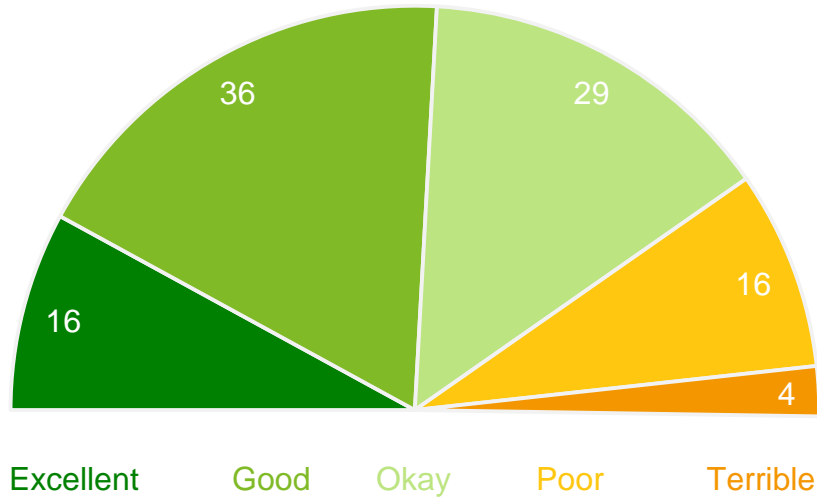
Q. How would you rate performance in the following areas?

Base: All respondents, excludes 'unsure' and 'no response' (n = 241).

Sport and recreation facilities

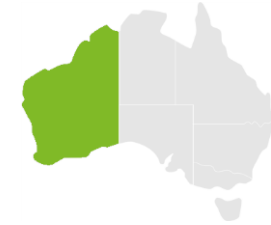
Performance ratings

% of respondents



MARKYT Industry Standards

Performance Index Score



Shire of Dandaragan	61
Industry High	76
Industry Standard	65

Variations across the community

Performance Index Score

Total	Home owner	Renting/other	Male	Female	No children	Have child 0-12	Have child 13+	14-34 years	35-54 years	55+ years	Disability	Town	Rural	Jurien Bay	Cervantes	Badgingarra	Dandaragan
61	63	51	59	63	67	45	60	48	56	69	49	59	66	56	59	77	79

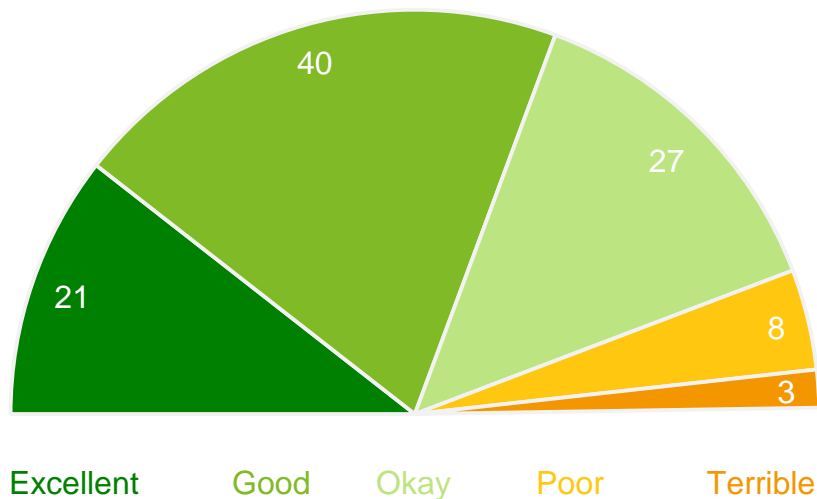
Q. How would you rate performance in the following areas?

Base: All respondents, excludes 'unsure' and 'no response' (n = 252).

Playgrounds, parks and reserves

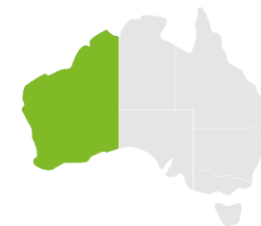
Performance ratings

% of respondents



MARKYT Industry Standards

Performance Index Score



Shire of Dandaragan	67
Industry High	85
Industry Standard	68

Variations across the community

Performance Index Score

Total	Home owner	Renting/other	Male	Female	No children	Have child 0-12	Have child 13+	14-34 years	35-54 years	55+ years	Disability	Town	Rural	Jurien Bay	Cervantes	Badgingarra	Dandaragan
67	68	61	66	68	70	56	67	65	60	72	55	66	70	64	66	77	76

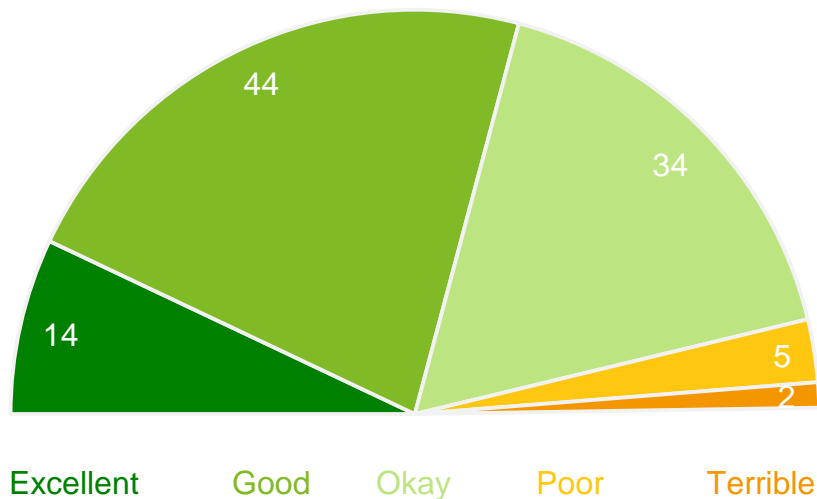
Q. How would you rate performance in the following areas?

Base: All respondents, excludes 'unsure' and 'no response' (n = 256).

Library and information services

Performance ratings

% of respondents



MARKYT Industry Standards

Performance Index Score



Shire of Dandaragan	66
Industry High	89
Industry Standard	72

Variations across the community

Performance Index Score

Total	Home owner	Renting/other	Male	Female	No children	Have child 0-12	Have child 13+	14-34 years	35-54 years	55+ years	Disability	Town	Rural	Jurien Bay	Cervantes	Badgingarra	Dandaragan
66	67	60	63	68	69	59	56	64	62	68	57	66	65	64	65	70	73

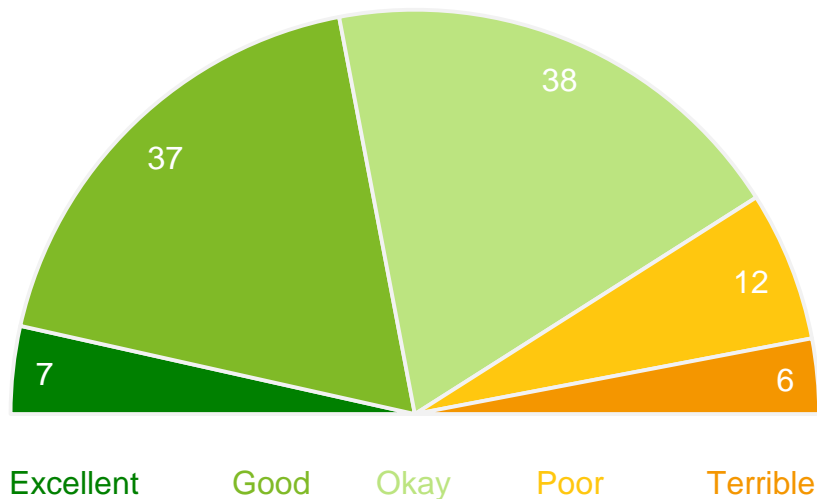
Q. How would you rate performance in the following areas?

Base: All respondents, excludes 'unsure' and 'no response' (n = 239).

Festivals, events, art and cultural activities

Performance ratings

% of respondents



MARKYT Industry Standards

Performance Index Score



Shire of Dandaragan	57
Industry High	78
Industry Standard	64

Variations across the community

Performance Index Score

Total	Home owner	Renting/other	Male	Female	No children	Have child 0-12	Have child 13+	14-34 years	35-54 years	55+ years	Disability	Town	Rural	Jurien Bay	Cervantes	Badgingarra	Dandaragan
57	58	51	54	60	57	56	58	58	54	59	42	58	54	54	63	59	60

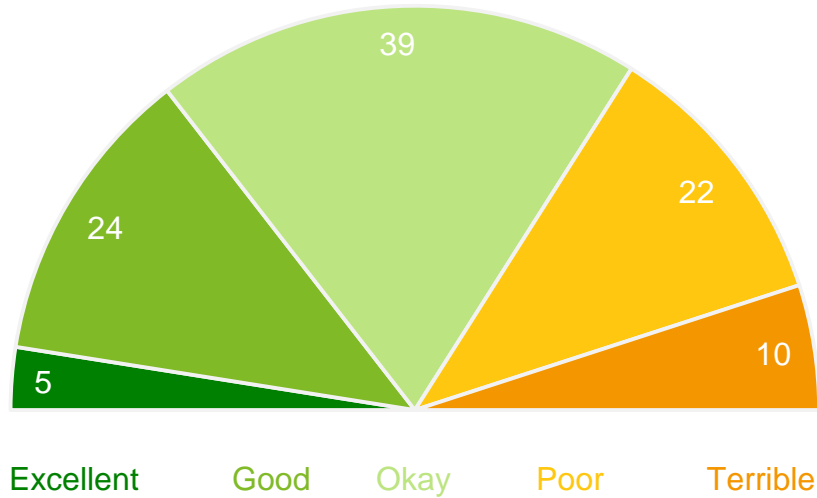
Q. How would you rate performance in the following areas?

Base: All respondents, excludes 'unsure' and 'no response' (n = 241).

How local history and heritage is preserved and promoted

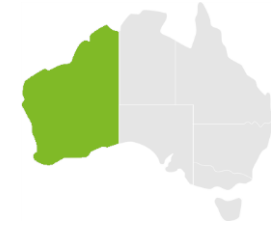
Performance ratings

% of respondents



MARKYT Industry Standards

Performance Index Score



Shire of Dandaragan	48
Industry High	79
Industry Standard	62

Variations across the community

Performance Index Score

Total	Home owner	Renting/other	Male	Female	No children	Have child 0-12	Have child 13+	14-34 years	35-54 years	55+ years	Disability	Town	Rural	Jurien Bay	Cervantes	Badgingarra	Dandaragan
48	49	42	46	50	49	45	50	45	47	50	33	48	48	43	54	50	60

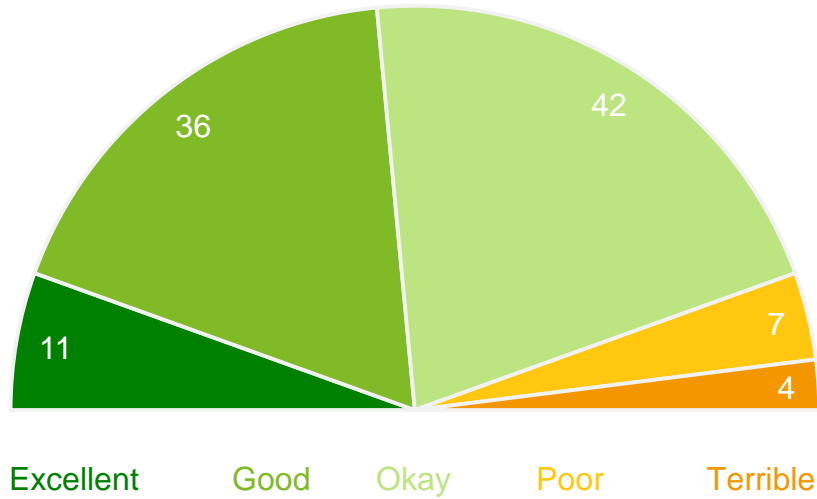
Q. How would you rate performance in the following areas?

Base: All respondents, excludes 'unsure' and 'no response' (n = 237).

Safety and security

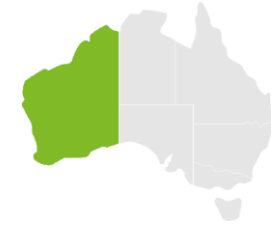
Performance ratings

% of respondents



MARKYT Industry Standards

Performance Index Score



Shire of Dandaragan	61
Industry High	75
Industry Standard	54

Variations across the community

Performance Index Score

Total	Home owner	Renting/other	Male	Female	No children	Have child 0-12	Have child 13+	14-34 years	35-54 years	55+ years	Disability	Town	Rural	Jurien Bay	Cervantes	Badgingarra	Dandaragan
61	60	63	61	61	61	63	57	65	58	61	45	62	58	58	63	59	71

Q. How would you rate performance in the following areas?

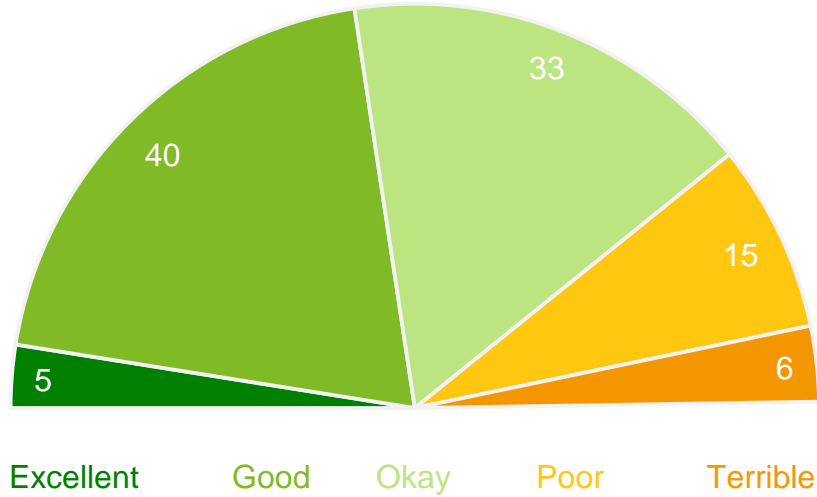
Base: All respondents, excludes 'unsure' and 'no response' (n = 234).

Built Environment

The area's character and identity

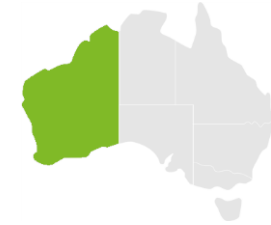
Performance ratings

% of respondents



MARKYT Industry Standards

Performance Index Score



Shire of Dandaragan	56
Industry High	85
Industry Standard	60

Variations across the community

Performance Index Score

Total	Home owner	Renting/other	Male	Female	No children	Have child 0-12	Have child 13+	14-34 years	35-54 years	55+ years	Disability	Town	Rural	Jurien Bay	Cervantes	Badgingarra	Dandaragan
56	56	56	55	57	55	57	58	62	52	55	39	54	59	52	57	64	65

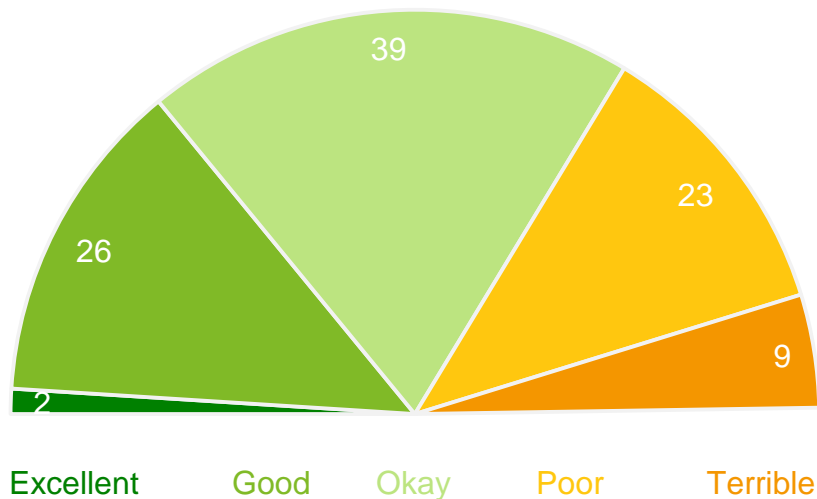
Q. How would you rate performance in the following areas?

Base: All respondents, excludes 'unsure' and 'no response' (n = 244).

Managing growth and development

Performance ratings

% of respondents



MARKYT Industry Standards

Performance Index Score



Shire of Dandaragan	47
Industry High	50
Industry Standard	46

Variations across the community

Performance Index Score

Total	Home owner	Renting/other	Male	Female	No children	Have child 0-12	Have child 13+	14-34 years	35-54 years	55+ years	Disability	Town	Rural	Jurien Bay	Cervantes	Badgingarra	Dandaragan
47	46	51	46	49	47	46	46	50	42	49	34	46	49	42	51	58	54

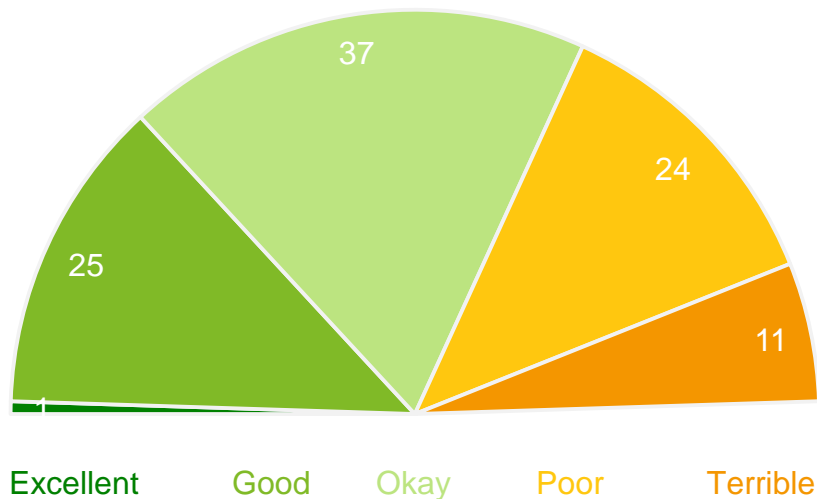
Q. How would you rate performance in the following areas?

Base: All respondents, excludes 'unsure' and 'no response' (n = 226).

Planning and building approvals

Performance ratings

% of respondents



MARKYT Industry Standards

Performance Index Score



Shire of Dandaragan	45
Industry High	65
Industry Standard	46

Variations across the community

Performance Index Score

Total	Home owner	Renting/other	Male	Female	No children	Have child 0-12	Have child 13+	14-34 years	35-54 years	55+ years	Disability	Town	Rural	Jurien Bay	Cervantes	Badgingarra	Dandaragan
45	45	45	45	46	45	48	46	44	48	44	32	43	51	44	46	43	50

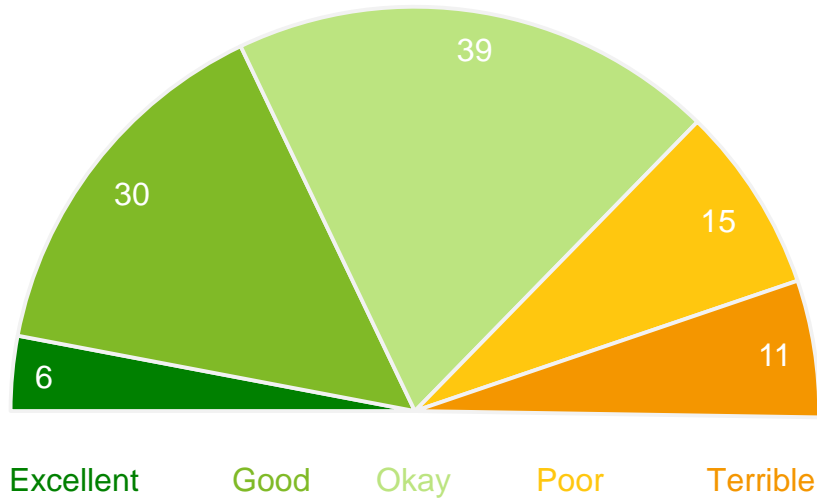
Q. How would you rate performance in the following areas?

Base: All respondents, excludes 'unsure' and 'no response' (n = 212).

Building and maintaining local roads

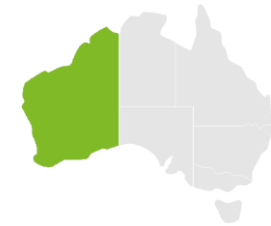
Performance ratings

% of respondents



MARKYT Industry Standards

Performance Index Score



Shire of Dandaragan	51
Industry High	80
Industry Standard	53

Variations across the community

Performance Index Score

Total	Home owner	Renting/other	Male	Female	No children	Have child 0-12	Have child 13+	14-34 years	35-54 years	55+ years	Disability	Town	Rural	Jurien Bay	Cervantes	Badgingarra	Dandaragan
51	51	53	49	54	51	53	50	46	51	53	47	54	39	50	53	38	55

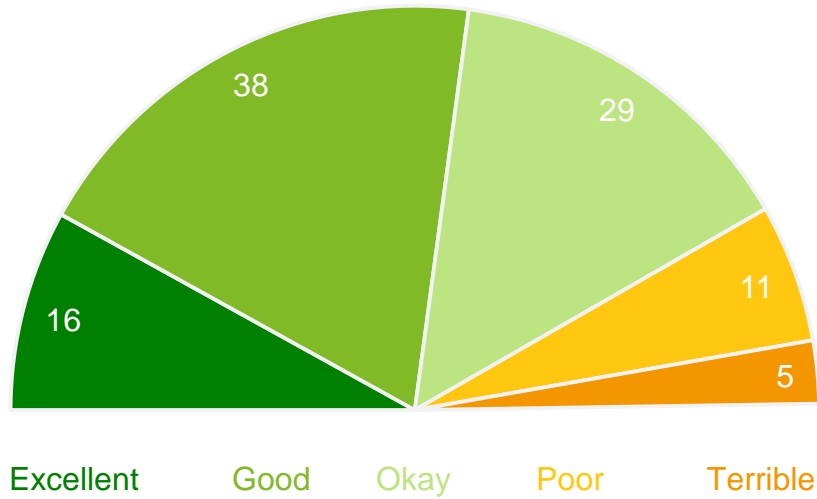
Q. How would you rate performance in the following areas?

Base: All respondents, excludes 'unsure' and 'no response' (n = 252).

Footpaths and cycleways

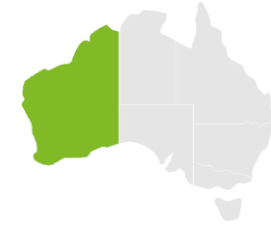
Performance ratings

% of respondents



MARKYT Industry Standards

Performance Index Score



Shire of Dandaragan	62
Industry High	71
Industry Standard	54

Variations across the community

Performance Index Score

Total	Home owner	Renting/other	Male	Female	No children	Have child 0-12	Have child 13+	14-34 years	35-54 years	55+ years	Disability	Town	Rural	Jurien Bay	Cervantes	Badgingarra	Dandaragan
62	63	59	64	60	62	64	64	61	65	61	55	62	60	67	51	54	52

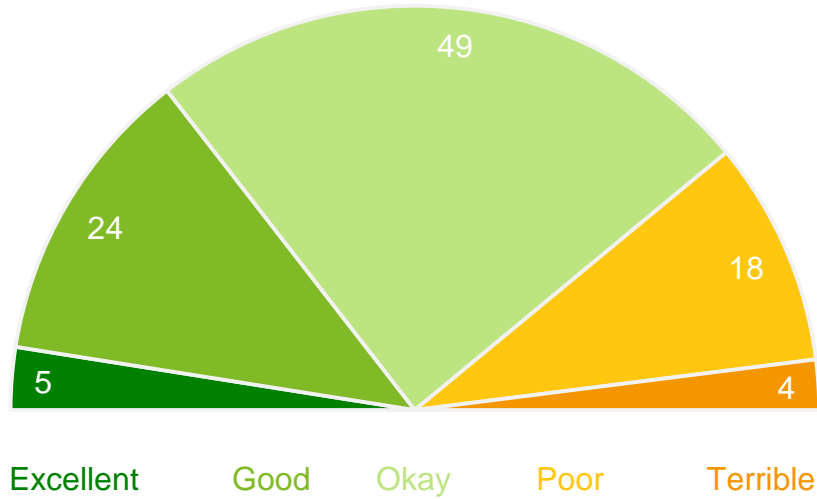
Q. How would you rate performance in the following areas?

Base: All respondents, excludes 'unsure' and 'no response' (n = 244).

Streetscapes

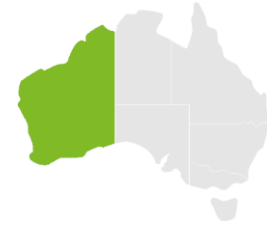
Performance ratings

% of respondents



MARKYT Industry Standards

Performance Index Score



Shire of Dandaragan	52
Industry High	83
Industry Standard	56

Variations across the community

Performance Index Score

Total	Home owner	Renting/other	Male	Female	No children	Have child 0-12	Have child 13+	14-34 years	35-54 years	55+ years	Disability	Town	Rural	Jurien Bay	Cervantes	Badgingarra	Dandaragan
52	49	62	51	53	51	52	51	57	54	48	48	50	56	51	49	60	54

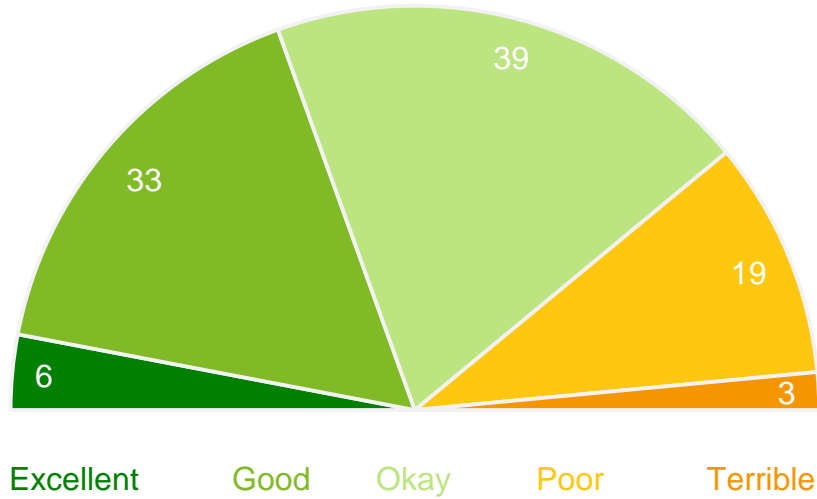
Q. How would you rate performance in the following areas?

Base: All respondents, excludes 'unsure' and 'no response' (n = 241).

Lighting of streets and public places

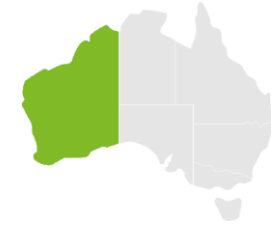
Performance ratings

% of respondents



MARKYT Industry Standards

Performance Index Score



Shire of Dandaragan	55
Industry High	65
Industry Standard	56

Variations across the community

Performance Index Score

Total	Home owner	Renting/other	Male	Female	No children	Have child 0-12	Have child 13+	14-34 years	35-54 years	55+ years	Disability	Town	Rural	Jurien Bay	Cervantes	Badgingarra	Dandaragan
55	54	62	56	55	55	59	52	61	55	53	51	55	54	57	48	50	58

Q. How would you rate performance in the following areas?

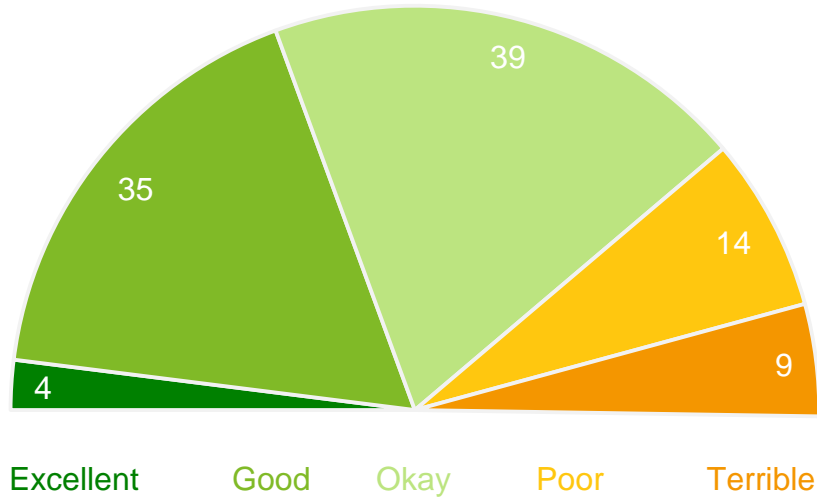
Base: All respondents, excludes 'unsure' and 'no response' (n = 241).

Natural Environment

Conservation and environmental management

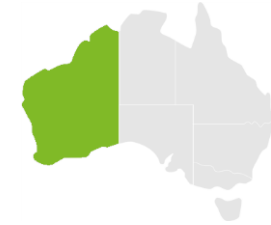
Performance ratings

% of respondents



MARKYT Industry Standards

Performance Index Score



Shire of Dandaragan	53
Industry High	76
Industry Standard	58

Variations across the community

Performance Index Score

Total	Home owner	Renting/other	Male	Female	No children	Have child 0-12	Have child 13+	14-34 years	35-54 years	55+ years	Disability	Town	Rural	Jurien Bay	Cervantes	Badgingarra	Dandaragan
53	53	50	51	55	53	53	54	56	52	52	38	51	57	53	45	59	55

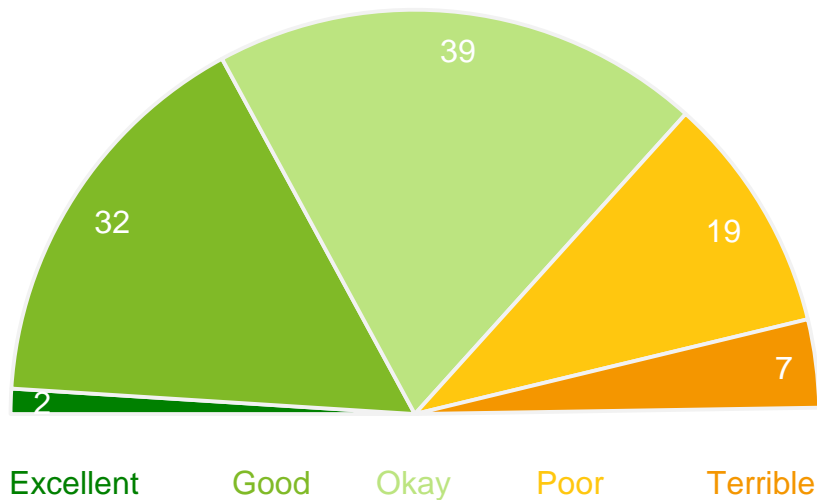
Q. How would you rate performance in the following areas?

Base: All respondents, excludes 'unsure' and 'no response' (n = 232).

Promoting and adopting sustainable practices

Performance ratings

% of respondents



MARKYT Industry Standards

Performance Index Score



Shire of Dandaragan	50
Industry High	68
Industry Standard	56

Variations across the community

Performance Index Score

Total	Home owner	Renting/other	Male	Female	No children	Have child 0-12	Have child 13+	14-34 years	35-54 years	55+ years	Disability	Town	Rural	Jurien Bay	Cervantes	Badgingarra	Dandaragan
50	50	53	49	53	49	52	55	55	48	51	31	50	51	48	48	61	55

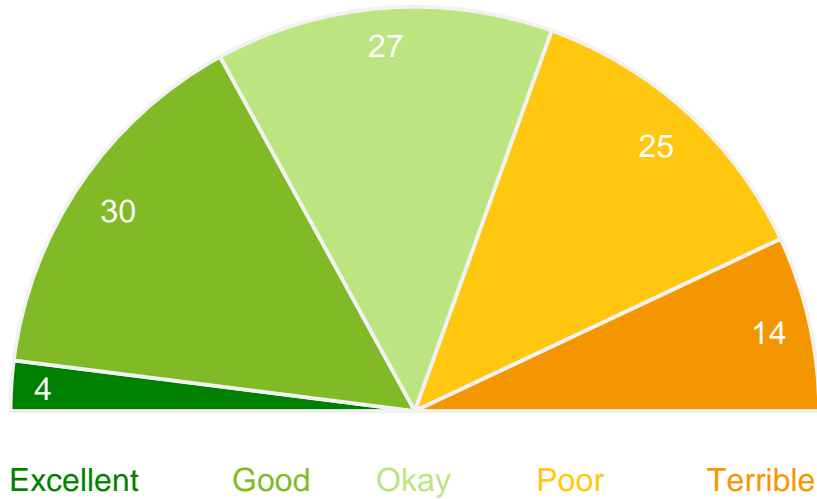
Q. How would you rate performance in the following areas?

Base: All respondents, excludes 'unsure' and 'no response' (n = 200).

How the coastal area is being planned, developed and managed

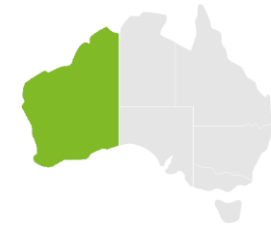
Performance ratings

% of respondents



MARKYT Industry Standards

Performance Index Score



Shire of Dandaragan	46
Industry High	NA
Industry Standard	NA

Variations across the community

Performance Index Score

Total	Home owner	Renting/other	Male	Female	No children	Have child 0-12	Have child 13+	14-34 years	35-54 years	55+ years	Disability	Town	Rural	Jurien Bay	Cervantes	Badgingarra	Dandaragan
46	46	45	44	49	46	42	49	44	41	50	30	42	55	42	41	65	64

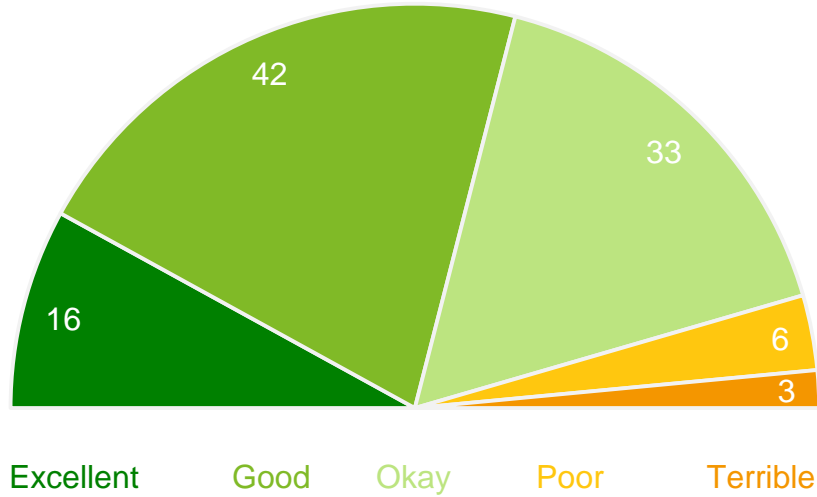
Q. How would you rate performance in the following areas?

Base: All respondents, excludes 'unsure' and 'no response' (n = 219).

Waste collection services

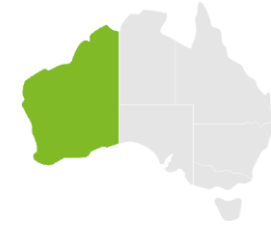
Performance ratings

% of respondents



MARKYT Industry Standards

Performance Index Score



Shire of Dandaragan	65
Industry High	85
Industry Standard	71

Variations across the community

Performance Index Score

Total	Home owner	Renting/other	Male	Female	No children	Have child 0-12	Have child 13+	14-34 years	35-54 years	55+ years	Disability	Town	Rural	Jurien Bay	Cervantes	Badgingarra	Dandaragan
65	65	65	64	66	67	61	57	60	62	69	58	67	60	65	69	57	62

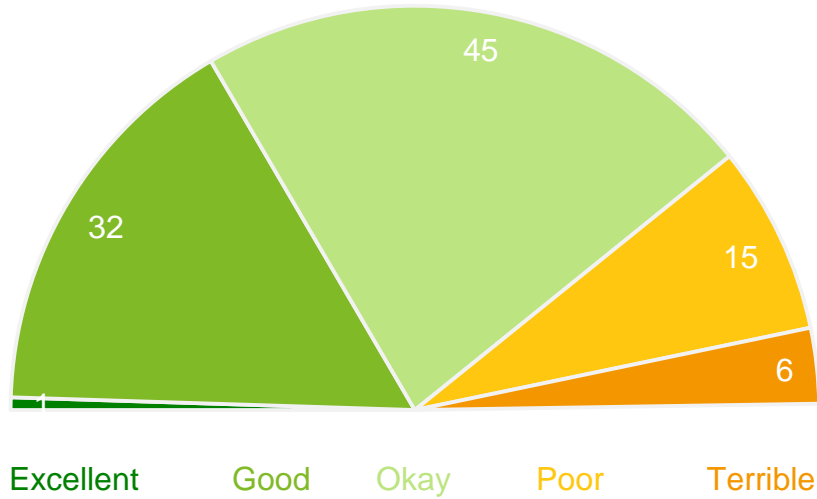
Q. How would you rate performance in the following areas?

Base: All respondents, excludes 'unsure' and 'no response' (n = 244).

Natural disaster education, prevention, response and relief (bushfires, flooding, cyclones, etc)

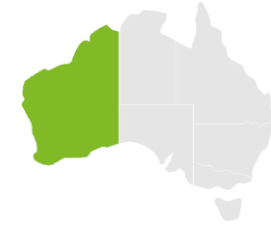
Performance ratings

% of respondents



MARKYT Industry Standards

Performance Index Score



Shire of Dandaragan	52
Industry High	63
Industry Standard	54

Variations across the community

Performance Index Score

Total	Home owner	Renting/other	Male	Female	No children	Have child 0-12	Have child 13+	14-34 years	35-54 years	55+ years	Disability	Town	Rural	Jurien Bay	Cervantes	Badgingarra	Dandaragan
52	50	58	53	51	51	56	45	59	50	50	41	53	50	50	52	47	63

Q. How would you rate performance in the following areas?

Base: All respondents, excludes 'unsure' and 'no response' (n = 192).

Overview of Community Variances

Summary of community variances

Leadership, communication, economic and community development

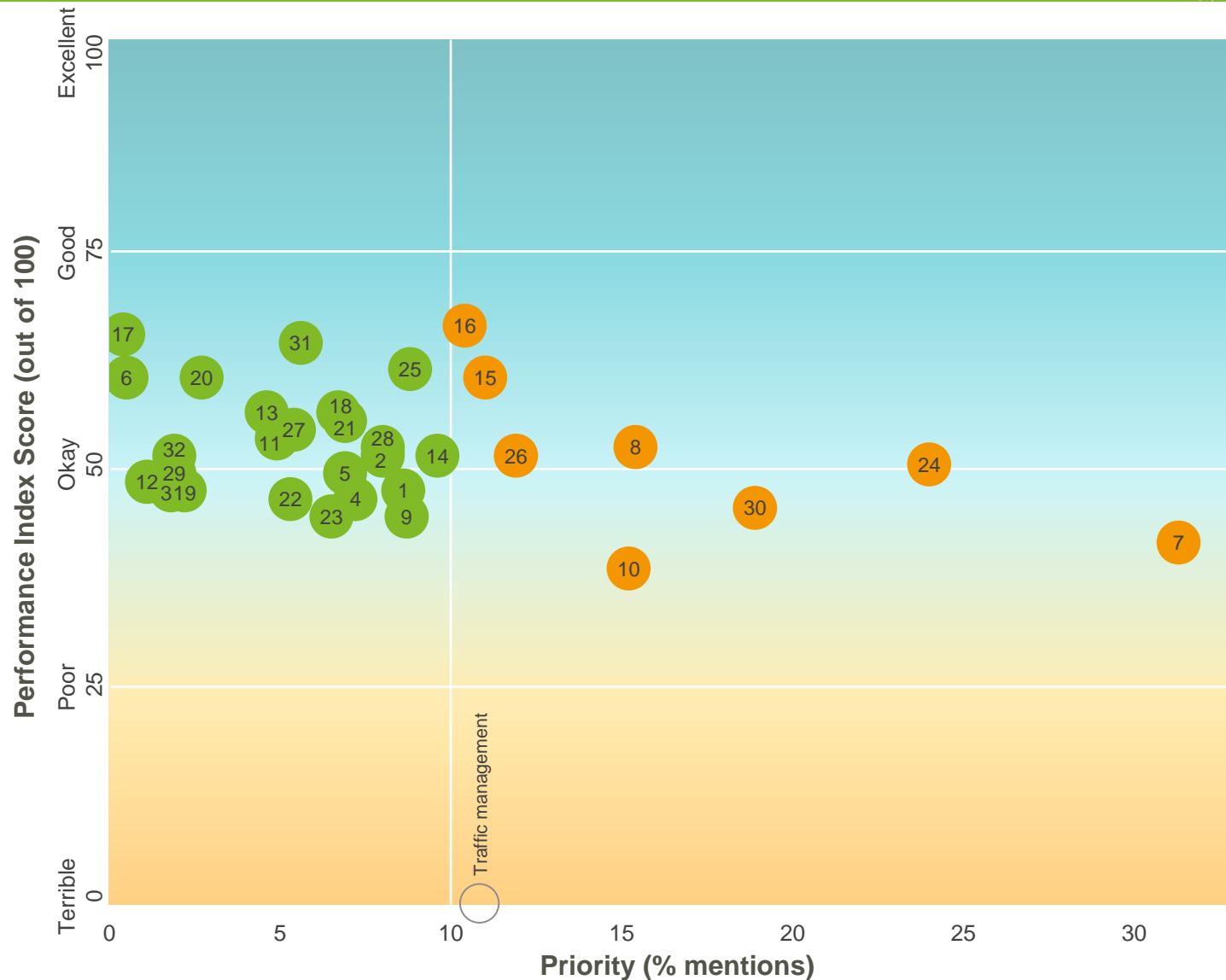
	Total	Home owner	Renting/other	Male	Female	No children	Have child 0-12	Have child 13+	14-34 years	35-54 years	55+ years	Disability	Town	Rural	Jurien Bay	Cervantes	Badgingarra	Dandaragan
Place to live	77	77	77	76	78	77	74	77	76	75	79	69	76	80	75	76	79	85
Governing organisation	57	57	53	54	60	57	56	54	54	57	58	45	56	57	54	57	56	66
Value for money	48	49	46	47	50	50	48	44	45	45	52	40	50	44	46	52	47	54
Council's leadership	52	52	53	48	57	52	52	57	57	50	52	35	52	52	48	56	64	58
Advocacy and lobbying	48	49	44	45	51	48	44	49	45	46	50	32	46	50	44	53	55	50
How the community is consulted	47	48	42	43	52	49	41	45	45	45	48	37	46	48	44	47	52	54
How the community is informed	50	50	47	46	55	51	45	47	49	48	51	36	50	49	46	53	57	55
Customer service	61	62	55	57	67	60	63	61	60	64	60	51	61	59	59	61	62	65
Economic development	42	42	42	41	44	44	36	40	41	39	45	30	41	45	37	44	54	57
Tourism development and promotion	53	52	55	49	59	54	47	47	61	46	54	38	52	54	48	57	66	58
Education and training opportunities	45	45	44	45	45	49	35	41	52	36	48	35	43	49	42	44	50	55
Youth	39	40	36	38	41	44	27	33	38	32	45	31	38	43	35	43	47	50
Seniors	54	55	52	53	57	56	53	49	58	51	55	41	54	55	55	51	56	53
Disability access	49	49	51	51	47	50	51	44	57	44	48	26	50	45	46	53	53	55
Community buildings, halls & toilets	57	58	53	58	57	59	52	54	57	54	59	39	55	64	52	56	71	72
Health services	52	53	48	52	52	55	48	41	53	45	57	36	52	52	49	53	56	59
Sport and recreation	61	63	51	59	63	67	45	60	48	56	69	49	59	66	56	59	77	79
Playgrounds, parks & reserves	67	68	61	66	68	70	56	67	65	60	72	55	66	70	64	66	77	76
Library and information services	66	67	60	63	68	69	59	56	64	62	68	57	66	65	64	65	70	73
Festivals, events, art and culture	57	58	51	54	60	57	56	58	58	54	59	42	58	54	54	63	59	60
History and heritage	48	49	42	46	50	49	45	50	45	47	50	33	48	48	43	54	50	60
Safety and security	61	60	63	61	61	61	63	57	65	58	61	45	62	58	58	63	59	71

Summary of community variances

Built and natural environment

	Total	Home owner	Renting/other	Male	Female	No children	Have child 0-12	Have child 13+	14-34 years	35-54 years	55+ years	Disability	Town	Rural	Jurien Bay	Cervantes	Badgingarra	Dandaragan
The area's character and identity	56	56	56	55	57	55	57	58	62	52	55	39	54	59	52	57	64	65
Managing growth & development	47	46	51	46	49	47	46	46	50	42	49	34	46	49	42	51	58	54
Planning and building approvals	45	45	45	45	46	45	48	46	44	48	44	32	43	51	44	46	43	50
Building and maintaining local roads	51	51	53	49	54	51	53	50	46	51	53	47	54	39	50	53	38	55
Footpaths and cycleways	62	63	59	64	60	62	64	64	61	65	61	55	62	60	67	51	54	52
Streetscapes	52	49	62	51	53	51	52	51	57	54	48	48	50	56	51	49	60	54
Lighting	55	54	62	56	55	55	59	52	61	55	53	51	55	54	57	48	50	58
Conservation and environment	53	53	50	51	55	53	53	54	56	52	52	38	51	57	53	45	59	55
Sustainable practices	50	50	53	49	53	49	52	55	55	48	51	31	50	51	48	48	61	55
Coastal management	46	46	45	44	49	46	42	49	44	41	50	30	42	55	42	41	65	64
Waste collection services	65	65	65	64	66	67	61	57	60	62	69	58	67	60	65	69	57	62
Natural disaster prevention	52	50	58	53	51	51	56	45	59	50	50	41	53	50	50	52	47	63

Community Priorities



- 1 Value for money
- 2 Council's leadership
- 3 Advocacy and lobbying
- 4 Consultation
- 5 Informing
- 6 Customer service
- 7 Economic development
- 8 Tourism
- 9 Education and training
- 10 Youth
- 11 Seniors
- 12 Disability access
- 13 Buildings, halls & toilets
- 14 Health services
- 15 Sport and recreation
- 16 Playgrounds, parks & reserves
- 17 Library and information
- 18 Festivals, events, art and culture
- 19 History and heritage
- 20 Safety and security
- 21 Character and identity
- 22 Managing growth & development
- 23 Planning and building approvals
- 24 Roads
- 25 Footpaths and cycleways
- 26 Streetscapes
- 27 Lighting
- 28 Conservation and environment
- 29 Sustainable practices
- 30 Coastal management
- 31 Waste collection services
- 32 Natural disaster prevention

Q. How would you rate performance in the following areas? Base: All respondents, excludes unsure and no response. (n = varies)

Q. Which areas would you most like the Shire of Dandaragan to focus on improving?

Base: All respondents, excludes no response (n = 267)

Copyright CATALYSE® Pty Ltd. © 2018

○ Priority score only. Performance not measured.

Challenges | identified by the community

- Limited business and economic growth.
- Lack of employment opportunities.
- Not enough permanent residents.
- People and families leaving the area.
- Limited shopping and retail options.
- A priority for 31% of the community.

Actions | suggested by the community

1. Develop new industries and attract new businesses to create jobs.
2. Better support for existing small business.
3. Develop and promote the area for tourism.
4. Attract more residents and visitors.

Community Voices

“Driving industry development to increase employment opportunities.”

“Providing jobs for the locals. Providing training opportunities for the locals.”

“Attracting new business to town, to increase employment opportunities. Fast track a new hotel on the foreshore.”

“I would like to see the Shire focus on improving job opportunities and bringing the four towns together more, either through events or other opportunities.”

“Supporting new business (primarily smaller businesses) growth in order to facilitate a greater diversity of employment opportunities to retain young people in town.”

“Attracting larger scale business to town to create long term employment opportunities for a wider range of people.”

“Encourage growth, business, development and infrastructure. Welcome and assist new business. Work with existing businesses and their needs. Focus and welcome tourism to a whole new level - it is now what we survive on.”

“You need to attract more people to live in the town. To do that you need to improve the number of businesses. To do that you need to develop strategies to improve the facilities in town for residents and tourists (not caravan owners!) so that the businesses have customers. A bit of a vicious circle but it can be done.”

“Population and employment growth through development of industry.”

“Would like to see some sort of supermarket i.e. Coles/Woolworths in town. It would be good to have more competition for IGA.”

“Shopping mall and variety of groceries. Regular food markets (weekends). Music festival. Beach cleaning. More job opportunities.”

Building and maintaining local roads

Challenges | identified by the community

- Too much traffic going through the centre of Jurien Bay townsite.
- Recent road works carried out to a poor standard with damage reappearing.
- Lack of maintenance of rural roads.
- A priority for 24% of respondents.

Actions | suggested by the community

1. Lobby for development of the Jurien Bay town centre bypass.
2. Ensure lasting road improvements and hold contractors accountable for poor quality work.
3. Improve rural road maintenance including regular grading.

Community Voices

“Bypass road urgently needed. Holiday traffic is terrible and dangerous.”

“I would like to see the Indian Ocean Drive bypass the town. If a service station and parking for long vehicles was set up on the South end of the bypass, the flow of traffic would be divided so those who just want a break from their driving would bypass the town. The other traffic could be exposed to bill boards, etc. promoting the town.”

“An Indian Ocean Drive by-pass for the townsite rather than through traffic.”

“Lobby Government to put in bypass road i.e. too busy on main through road - school crossing etc.”

“Bypass Rd, we are absolutely disgusted at the roadworks completed in recent months at the intersection of Jurien East Rd and Indian Ocean Drive. We were inconvenienced for a long time and improvements are worse than before. Road has major bumps and lines are confusing. The job should never have been signed off and paid for until it was improved to a suitable standard.”

“Contract work on road maintenance of a poor standard with Jurien Bay townsite (latest work near airstrip to Jurien East Rd).”

“Holes are appearing in the newest section of Turquoise Way (town area) after a few short months. Contracts need to be written carefully and monitored and inspected regularly.”

“Would like to Shire to acknowledge that Dandaragan and Badgingarra are also major parts of the shire, our rural roads are shocking and we rarely see a grader.”

“Rural road maintenance must be regular, properly completed & regular road users’ concerns addressed.”

How the coastal area is being planned, developed and managed

Challenges | identified by the community

- Divergent opinions regarding the Jurien Bay foreshore area.
- Coastal erosion.
- Concerns regarding overdevelopment.
- Bad odours caused by clogged seaweed at the marina.
- Lack of activation of the foreshore.
- A priority for 19% of respondents.

Actions | suggested by the community

1. Protect and maintain beaches and dunes.
2. Improve ranger presence during busy periods to deter damage to coastal areas.
3. Remove and prevent trapped seaweed at the marina to eliminate rotting odours.
4. Consider development of the foreshore as a tourist hub to bring more people to the area.

Community Voices

“Keeping beaches clean, rangers acting on reports from locals promptly.”

“The destruction and removal of sand dunes in the town should NEVER have happened and would never happen anywhere else. The lack of coastal conservation is a joke.. just look at Sandy Cape sand dune destruction.”

“Protection of natural and historical assets, including natural foredune retention. Increased Ranger presence during school holidays and summer periods will contribute to this protection.”

“I am REALLY concerned about the plan/proposal for a "high rise" development near the beach...I truly believe that if a 'High Rise" complex is built it will seriously detract from the attraction of Jurien/Jurien Bay.”

“Fixing the marina to get rid of the smell so the nice little secluded beach can be used all year.”

“Marina tourism development including a pool within the marina, planned & executed in a professional manner (don't let dept Transport design & build it!). Fix the marina breakwater to stop seaweed clogging the marina.”

“Development and growth on the foreshore to create a tourist hub.”

“More activities for locals and tourists on the foreshore.”

“Infrastructure to bring more facilities and job opportunities into town so as to encourage more people to want to live in the area i.e. develop the marina area in Jurien Bay with boardwalks and shops and eateries and bars.”

“Please encourage a restaurant/eatery/tavern to develop a site with ocean views. The ocean is our main draw card, and we have very little to showcase that, in terms of dining.”

Developing and promoting the area as a tourism destination

Challenges | identified by the community

- Not enough promotion of the area to tourists.
- Lack of signage and streetscaping to welcome tourists and encourage them to stop in the Shire.
- Limited tourist business support.
- A priority for 15% of respondents.

Actions | suggested by the community

1. Develop strategies to promote the area to tourists.
2. Beautify streetscapes including improving signage and lighting.
3. Improve support for tourist-based business.
4. Activate the Jurien Bay and Cervantes foreshores for tourism.

Community Voices

“Getting tourists to stay in and around town longer.”

“We also believe that tourism or visitor servicing is the future for the whole shire. Adoption of Local Planning Laws that impose restrictions on private enterprise growing and developing this market appear short sighted.”

“Encourage small businesses and community groups towards tourism with grants etc.”

“Make the town welcoming!! E.g put "Welcome to Jurien Bay" on the entry statements and add "Thanks for visiting and See you again soon" on the back of the entry statements. When reading tourist publications, Jurien Bay doesn't get the equivalent mileage as other towns on this coastal strip.”

“Planning to bring in tourists and more residents. Clear way to advertise and promote area! Lighting to Cervantes entrance, you wouldn't know there was a town at the end of it. Also to tourist information areas. Don't concentrate everything on Jurien Bay!! Use coastline to promote area. Diving, fishing in a sustainable way.”

“More signage promoting what is available in Cervantes. Until you get into town you don't appreciate what we have, so at the moment people drive past because they don't know what is available other than the Lobster Shack that promotes itself.”

“Lobbying Government in growth of Shire and attracting investors and business e.g. Growth of marina facilities. Growth of airport facilities as a business. Growth of tourism.”

“Increasing the appearance of the areas in order to attract more visitors. More visitors, more money in town, more shops to open or survive.”

“You need to make the seafront between the jetty and the Marina more of a place for tourists to have a good time. There is nothing there of any attraction.”

Challenges | identified by the community

- Limited options and activities for youth.
- Not enough education and employment opportunities.
- Families leaving when children are high school aged.
- A priority for 15% of respondents.

Actions | suggested by the community

1. Improve spaces, clubs and facilities for youth.
2. Bring more events and festivals to the area.
3. Advocate to improve education facilities to keep families in the Shire.
4. Economic development to increase youth employment opportunities.

Community Voices

“A multi-use youth space. The kids need somewhere they can go to hang out with their friends, but also have a variety of things they can do there - not just a skate park.”

“More focus on youth. Shire spend too much on tourists...People leaving town in droves as nothing for youth to do. Our youth group is being held in asbestos old building while empty rooms at the big shiny new shire building. Foreshore should be a focus for locals not just tourists. Youth building on beachfront could be used for lifesaving club etc.”

“Target the 10-16yr age groups. Sporting facilities. Youth group. Surf lifesaving club etc. Something to retain the younger generation in town, without them it will continue to be a retirement village.”

“Youth activities and educational opportunities. As a mother of 2 I feel this town is only attractive for men (boating, fishing, golf club, bowls club, footy, a pub), singles (if you have a decent job or trade) and retirees. As a young family now it is a great place to have the small town environment but if you want any opportunities for your kids you're better off leaving before high school. Job opportunities won't arise as the small businesses can only survive in peak times.”

“Something to keep our youth off the streets, and off drugs. And maybe a couple more festivals for the town, bring some shows to the country people, we see them advertised on TV, but a select few come to Jurien Bay.”

“Festivals, events, arts and cultural activities to suit all age groups. To educate and broaden the life experience of our youth, to attract more visitors for economics and town growth, and to create a vibrant happening community in which to live.”

“Education for years 7 to 12 and maybe beyond.”

“Job creation & facilities/services for kids & teens.”

Challenges | identified by the community

- Litter along streets and verges.
- Weeds spreading due to verge slashing.
- Unappealing streetscapes leading into towns.
- A priority for 12% of respondents.

Actions | suggested by the community

1. Remove litter and promote better rubbish disposal practices in the community.
2. Increase weed removal.
3. Avoid slashing and chemical sprays.
4. Mow verges.
5. Protect and plant more native flora.
6. Beautify streetscapes across the Shire.

Community Voices

“Great push for keeping road verges and beaches litter free.”

“I would like the Shire of Dandaragan to improve... The Ranger services they provide, there is a lot of rubbish laying/blowing around. I understand this is most likely from tourists or people who can not be bothered finding a bin, but rangers who patrol through the town and surrounding areas should be collecting this rubbish to make the town look neat, tidy and inviting.”

“Encourage townspeople to take a little more pride in the cleanliness of our town and Shire make sure home owners keep their properties tidy and clear of rubbish. We will never achieve a tidy town award it's a disgrace.”

“Better weed control i.e. when slashing road reserves or grassed areas (maintained by Shire) burr weed, turnip, verbesnia etc. are being spread throughout the town of Jurien Bay i.e. Jurien Heights and Shearwater Drive off Lesueur Drive. Do not use any chemicals on property so handpicking is essential to remove these types of weeds amongst all grasses bought in by vacant unmaintained blocks in the area.”

“I would also like to see our shire stop destroying our precious roadside verge flora that gives those of us who live here a sense of place and belonging as well as huge tourist potential.”

“Beautify main road in between Dryandra & Leusuer Dr.”

“Improving the streetscape into town.”

“Stronger support for the community in its efforts to improve the aesthetics of the town.”

“Plant native trees for areas around town and foreshore.”

“...streetscaping for all the main streets instead of just the Jurien main street? Just a couple of things that I think would assist in helping the smaller towns and attract tourists to all towns too.”

Challenges | identified by the community

- Not enough recreation facilities for all ages.
- Limited sporting opportunities and activities for children and youth.
- A priority for 11% of respondents.

Actions | suggested by the community

1. Develop gym / leisure centre facilities.
2. Build a public swimming pool along foreshore.
3. Encourage, support and promote local sporting activities for all ages.
4. Improve existing sporting facilities and ovals.
5. Expand skate park.

Community Voices

“A leisure centre with a pool, gym, crèche, fitness classes, indoor playground etc... Shade in our parks with seating for parents...Better use of the foreshore with an outdoor water playground, beach volleyball, pop up bars etc.”

“Improving sport and recreation such as a public swimming pool or ocean bath. Improve facilities at the oval such as oval lighting to attract more sports to town.”

“Better facilities for children and retirees e.g. a leisure centre which has a heated spa pool and a swimming pool for Jurien and the surrounding towns. The ocean is not always suitable for swimming and children should be encouraged to swim in a safe area.”

“Jurien is in need of another caravan park and a public swimming pool with access for disabled persons.”

“Activities for school kids. Need a swimming pool. Only minimal chances for swimming lessons. Kids need activities after school. Develop the area opposite Dobben park.”

“Improving and contributing to sporting activities in town.”

“Promote local activities e.g. tennis, squash, badminton in Craytales with people to contact. Promote with flyers during holidays.”

“Lack of kids sport for girls under 12.”

“A decent skate park/activity centre suitable for all ages to use.”

“Bigger skate park for the kids. Thank you.”

Challenges | identified by the community

- Traffic congestion through Jurien Bay.
- Vehicles travelling too quickly along Bashford Street making it dangerous for pedestrians.
- Accessing townsites off Indian Ocean Drive considered dangerous due to high speeds and no safe slip lanes.
- A priority for 11% of respondents.

Actions | suggested by the community

1. Lobby for the development of the Jurien Bay town centre bypass.
2. Build traffic calming devices along Bashford Street including roundabouts and zebra crossings.
3. Reduce speed limits or improve slip lanes at intersecting roads along Indian Ocean Drive.

Community Voices

“Traffic control going through centre of town.”

“De-congesting town centre traffic. Roundabout at corner Bashford St and Roberts St. Right turning lane south into Dryandra Blvd. Parking bay south of Jurien to prevent caravans stopping and trying to do u-turns when they realise there are no more fuel stations after they have left Jurien.”

“A bypass for Bashford Street. There is too much through traffic on days when the Indian Ocean Drive is busy. This is a safety issue.”

“Roundabouts on Bashford St to slow down traffic to enable cars from side streets access.”

“Suggest entrance from White Street as previously planned and exit onto Heaton Street giving the opportunity to turn either right into Roberts Street or continue on to a new round-a-bout at the corner of Heaton and Doust Street directing tourists to Bashford Street. The new round-a-bout would also stop the "hoons" speeding along Heaton Street in front of Seafront Estate where there are often children crossing to go to the playground and park across the road.”

“More zebra crossings and school signage especially outside the Shire building.”

“Slow to 85kph approaching turnoff to Cervantes North and South on Indian Ocean Drive – before a death occurs there please. Too many close calls occur there.”

“Two entry points into Beachridge off main highway are unsafe. One entry in a 90km zone and one 70km. Both have no points for traffic to go around safely and no proper pull off sections for cars to turn in Beachridge area.”

Challenges | identified by the community

- Play equipment perceived as old and deteriorating.
- Not enough shade at local parks.
- Limited park maintenance.
- A priority for 10% of respondents.

Actions | suggested by the community

1. Upgrade equipment in playgrounds.
2. Develop park/play facilities along the foreshore.
3. Provide more shade in all parks and over playgrounds.
4. Ensure all parks have access to toilets, bins and drink fountains.
5. Improve park, reserve and garden maintenance including regular mowing.
6. Plant more native trees.

Community Voices

“Play equipment in parks for children. A theme per park.”

“Put children play areas along foreshore i.e. Similar to Geraldton townsite.”

“A new nature/natural (wood, rope, rocks etc.) playground to replace the existing plastic disintegrated one on the foreshore by the jetty. Splash pad for kids to play in summer and even winter months, especially as they are safer for the younger kids and still fun for the older kids.”

“The jetty and the Marina...Build a great promenade between the 2 spots - lots of toilets and change rooms, things for kids like parks and playgrounds.”

“Permanent shade structures at parks and playgrounds around town.”

“No shade provided at kids play areas.”

“More trees and shelter on Catalonia Park Cervantes.”

“A small toilet facility put in at pirate park and drink fountain.”

“More trees and natural bushland planted in parks and reserves.”

“More gardens and parks upgraded.”

“Maybe start to mow the park and do the gardens rather than handing out expensive contracts.”



www.catalyse.com.au

Office 3, 996 Hay Street, Perth WA 6000

PO Box 8007, Cloisters Square WA 6850

Phone +618 9226 5674

Email: info@catalyse.com.au

ABN 20 108 620 855

MARKYT 